

Section B. Certification and Warning

Name of School St. Petersburg College

OPEID Number 00152800 State FL

Applicants must review the requirements for certification regarding lobbying included in the regulations cited below before completing this form. Applicants must sign this form to comply with the certification requirements under 34 CFR Part 82, "New Restrictions on Lobbying." This certification is a material representation of fact upon which the Department of Education relies when it makes a grant or enters into a cooperative agreement.

As required by Section 1352, Title 31 of the U.S. Code, and implemented at 34 CFR Part 82, for persons entering into a Federal contract, grant or cooperative agreement over \$100,000, as defined at 34 CFR Part 82, Sections 82.105 and 82.110, the applicant certifies that:

(a) No Federal appropriated funds have been paid or will be paid, by or on behalf of the undersigned, to any person for influencing or attempting to influence an officer or employee of any agency, a Member of Congress, an officer or employee of Congress, or an employee of a Member of Congress in connection with the making of any Federal grant, the entering into of any cooperative agreement, and the extension, continuation, renewal, amendment, or modification of any Federal grant or cooperative agreement;

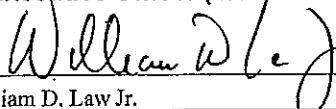
(b) If any funds other than Federal appropriated funds have been paid or will be paid to any person for influencing or attempting to influence an officer or employee of any agency, a Member of Congress, an officer or employee of Congress, or an employee of a Member of Congress in connection with this Federal grant or cooperative agreement, the undersigned shall complete and submit Standard Form-LLL, "Disclosure Form to Report Lobbying," in accordance with its instructions; and

(c) The undersigned shall require that the language of this certification be included in the award documents for all subawards at all tiers (including subgrants and contracts under grants and cooperative agreements) and that all subrecipients shall certify and disclose accordingly.

As the duly authorized representative of the applicant, I hereby certify that the applicant will comply with the above certification. I further certify that the information contained in this electronic FISAP is in compliance with governing legislation and regulations and is true and accurate. I understand that all information associated with this FISAP is subject to audit and program review by representatives of the Secretary of Education.

WARNING: If you purposely give false or misleading information, you may be fined up to \$20,000, sent to prison, or both.

8. Chief Executive Officer (includes President, Chancellor, and Director)

Signature 
Name William D. Law Jr.
Title President
E-mail address law.bill@spcollege.edu

Date signed 9/21/2012
Telephone No. (727) 341-3241
Fax No. (727) 444-6962

Mail signed form to:

**FISAP Administrator
3130 Fairview Park Drive
Suite 800
Falls Church, VA 22042**

Application to Participate, Part II

Name of School St. Petersburg College
OPEID Number 00152800 State FL

Part II. Application to Participate for Award Year July 1, 2013 through June 30, 2014

Section A. Request for Funds for the 2013-2014 Award Year

1. Federal Perkins Loan Level of Expenditures \$ 0
2. Federal Perkins Loan Federal Capital Contribution \$ 0
3. FSEOG federal funds \$ 2000000
4. FWS federal funds \$ 2000000

Section B. Federal Perkins Loan Program Liquidation Request

(Applies only to certain schools; see instructions)

5. My school wishes to discontinue participation in the Federal Perkins Loan Program. yes no

Section C. Waiver Request for the Underuse of Funds

My school has returned more than 10 percent of its Federal Perkins Loan, FSEOG, or FWS allocation for the 2011-2012 award year.

6. My school wishes to apply for a waiver of the penalty for the underuse of funds and will provide, on the Additional Information screen, a written explanation of the circumstances. yes no

Application to Participate, Part II (continued)

Name of School St. Petersburg College

OPEID Number 00152800 State FL

Part II. Application to Participate for Award Year July 1, 2013 through June 30, 2014

Section D. Information on Enrollment

My school's calendar is Traditional Non-Traditional

Schools with a non-traditional calendar that had 2011-2012 enrollment, fill in fields 9 through 20.

Schools with a traditional calendar that had 2011-2012 enrollment, fill in Field 7.

Continuing Students (a) New Starts (b)

	Undergraduate (a)	Graduate/Professional (b)
7. Total number of students, 2011-2012	45914	0

9. July 1, 2011	0	0
10. August 1	0	0
11. September 1	0	0
12. October 1	0	0
13. November 1	0	0
14. December 1	0	0
15. January 1, 2012	0	0
16. February 1	0	0
17. March 1	0	0
18. April 1	0	0
19. May 1	0	0
20. June 1, 2012	0	0
21. TOTAL	0	0

Schools with a traditional calendar that did not have 2011-2012 enrollment, fill in Field 8.

	Undergraduate (a)	Graduate/Professional (b)
8. Estimated number of students, 2012-2013	0	0

Section E. Assessments and Expenditures

- 22. Total tuition and fees for the award year July 1, 2011 to June 30, 2012
- 23. Total Federal Pell Grants expenditures for the 2011-2012 award year
- 24. Total expended for state grants and scholarships made to undergraduates for the award year July 1, 2011 to June 30, 2012

	Undergraduate (a)	Graduate/Professional (b)
22. Total tuition and fees for the award year July 1, 2011 to June 30, 2012	\$ 75387492	\$ 0
23. Total Federal Pell Grants expenditures for the 2011-2012 award year	\$ 55031890	
24. Total expended for state grants and scholarships made to undergraduates for the award year July 1, 2011 to June 30, 2012	\$ 6432580	

Section F. Information on Eligible Aid Applicants Enrolled in Your School for Award Year 2011-2012

	Dependent Undergraduate		Independent Undergraduate		Independent Graduate/Professional (e)
	Without Baccalaureate/1st Prof. Degree (a)	With Baccalaureate/1st Prof. Degree (b)	Without Baccalaureate/1st Prof. Degree (c)	With Baccalaureate/1st Prof. Degree (d)	
25. Students with an "Automatic" Zero EFC	3393	9	6266	123	0
Taxable and Untaxed Income					
26. \$0 - \$2,999	51	1	\$0 - \$999	1487	49
27. \$3,000 - \$5,999	34	0	\$1,000 - \$1,999	189	11
28. \$6,000 - \$8,999	28	0	\$2,000 - \$2,999	190	13
29. \$9,000 - \$11,999	68	1	\$3,000 - \$3,999	179	13
30. \$12,000 - \$14,999	74	1	\$4,000 - \$4,999	175	12
31. \$15,000 - \$17,999	92	0	\$5,000 - \$5,999	227	7
32. \$18,000 - \$23,999	187	1	\$6,000 - \$7,999	426	24
33. \$24,000 - \$29,999	251	2	\$8,000 - \$9,999	528	24
34. \$30,000 - \$35,999	377	1	\$10,000 - \$11,999	463	34
35. \$36,000 - \$41,999	495	1	\$12,000 - \$13,999	493	26
36. \$42,000 - \$47,999	568	1	\$14,000 - \$15,999	496	36
37. \$48,000 - \$53,999	493	1	\$16,000 - \$17,999	415	29
38. \$54,000 - \$59,999	448	1	\$18,000 - \$19,999	428	32
39. \$60,000 and over	3196	22	\$20,000 and over	6637	503
40. TOTAL	9755	42	TOTAL	18599	936

Fiscal Operations Report, Part III

Name of School St. Petersburg College
 OPEID Number 00152800 State FL

Part III. Federal Perkins Loan Program for Award Year July 1, 2011 through June 30, 2012

Section A. Fiscal Report (Cumulative) as of June 30, 2012

Field Item	Amount (a)	Number of Borrowers (b)	Debit Balances (c)	Credit Balances (d)
1.1. Cash on hand and in depository as of 6/30/2012			\$ 7802	
1.2. Cash on hand and in depository as of 10/31/2012	\$ _____			
2. Funds receivable from federal government			\$ 0	
3. Funds receivable from school			\$ 0	
4. Funds advanced to students		334	\$ 257784	
5. Loan principal collected		216		\$ 129135
6. Loan principal assigned to and accepted by the United States		143		\$ 101620
<u>Loan principal canceled for the following categories:</u>				
7. teaching/military service (applies to loans made prior to 07/01/1972)		8		\$ 1596
8. certain subject matter teaching service (math, science, foreign languages, bilingual education)		0		\$ 0
9. all other authorized pre-K or K-12 teaching service		6		\$ 4083
10. military service (applies to loans made 07/01/1972 and after)		0		\$ 0
11. volunteer service		0		\$ 0
12. law enforcement and corrections officer service		0		\$ 0
13. child/family/early intervention service		0		\$ 0
14. nurse/medical technician service		0		\$ 0
15. pre-K or child care program staff member service		0		\$ 0
16. service as an attorney in a public defender organization		0		\$ 0
17. fire fighter service		0		\$ 0
18. Tribal College or University faculty service		0		\$ 0
19. librarian service		0		\$ 0
20. speech-language pathology service		0		\$ 0
21. death/disability		1		\$ 500
22. disability based on VA determination		0		\$ 0
23. bankruptcy		1		\$ 1115
24. surviving spouses of public service victims of 9-11 terrorist attacks		0		\$ 0
25. loans discharged due to closed schools		0		\$ 0
26. Loan principal adjustments – other		14		\$ 38
27. Federal Capital Contributions				\$ 229197
28. Repayments of fund capital to federal government			\$ 108688	
29.1. Short-term loans to the Fund	\$ 0			
29.2. ICC deposited to the Fund	\$ 25466			
29.3. Institutional Capital Contributions				\$ 25466
30.1. Repayment of short-term loans to the fund	\$ 0			
30.2. Distribution of excess/liquidated fund capital	\$ 11902			
30.3. Repayments of fund capital to school			\$ 11902	
31. Interest Income on loans				\$ 21269
32. Other Income				\$ 20579
33. Reimbursements to the Fund of the amounts canceled on loans made 07/01/1972 and after				\$ 4410
34.1. Administrative cost allowance	\$ 11655			
34.2. Collection costs	\$ 0			
34.3. Administrative cost allowance and collection costs (control)			\$ 11655	
<u>Cost of loan principal and interest canceled for the following categories:</u>				
35. teaching/military service (applies to loans made prior to 07/01/1972)			\$ 1803	
36. certain subject matter teaching service (math, science, foreign languages, bilingual education)			\$ 0	
37. all other authorized pre-K or K-12 teaching service (applies to loans made 07/01/1972 and after)			\$ 4410	
38. military service (applies to loans made 07/01/1972 and after)			\$ 0	
39. volunteer service in the Peace Corps or under the Domestic Volunteer Service Act of 1973			\$ 0	

Fiscal Operations Report, Part III (continued)

Name of School St. Petersburg College
 OPEID Number 00152800 State FL

Part III. Federal Perkins Loan Program for Award Year July 1, 2011 through June 30, 2012

Section A. Fiscal Report (Cumulative) as of June 30, 2012

Field Item	Amount (a)	Number of Borrowers (b)	Debit Balances (c)	Credit Balances (d)
40. law enforcement and corrections officer service			\$ 0	
41. child/family/early intervention service			\$ 0	
42. nurse/medical technician service			\$ 0	
43. pre-K or child care program staff member service			\$ 0	
44. service as an attorney in a public defender organization			\$ 0	
45. fire fighter service			\$ 0	
46. Tribal College or University faculty service			\$ 0	
47. librarian service			\$ 0	
48. speech-language pathology service			\$ 0	
49. death/disability			\$ 501	
50. VA disability determination			\$ 0	
51. bankruptcy			\$ 1124	
52. surviving spouses of public service victims of 9-11 terrorist attacks			\$ 0	
53. Cost of loan principal and interest assigned to and accepted by the United States			\$ 133298	
54. Cost of loan principal and interest canceled for loans discharged due to closed schools			\$ 0	
55. Other costs or losses			\$ 41	
56. Balancing Adjustments (Debits)			\$ 0	
57. Balancing Adjustments (Credits)				\$ 0
58. Total debits and credits (Sum of fields 1.1 through 57)			\$ 539008	\$ 539008

Section B. Fund Activity (Annual) During the 2011-2012 Award Year (July 1, 2011 through June 30, 2012)

	Number of Borrowers (a)	Amount (b)
1. Final adjusted Federal Capital Contribution (FCC) authorization		\$ 0
2. FWS funds transferred to the Fund		+\$ 0
3. FCC transferred to:		
(a) FSEOG		-\$ 0
(b) FWS		-\$ 0
4. Total federal funds available for the 2011-2012 award year (fields 1 + 2 - 3(a) - 3(b))		\$ 0
5. The unexpended amount of final adjusted authorized FCC for award year 2011-2012 that was NOT requested from G5 by June 30, 2012. This amount will be reduced from your total award amount next spring (see Instructions).		\$ 0
6. Institutional Capital Contribution (ICC) deposited into the Fund between July 1, 2011 and June 30, 2012		\$ 0
7. Loans advanced to students from the Fund during the 2011-2012 award year (minus 2011-2012 award year refunds)		\$ 0
8. Administrative cost allowance claimed for the 2011-2012 award year (see Instructions)		\$ 0
9. Total principal and interest repaid by borrowers from all sources during the 2011-2012 award year	0	\$ 0
10. Total principal repaid by borrowers from all sources during the 2011-2012 award year for loans in default for more than 2 years but not more than 5 years	0	\$ 0
11. Total principal repaid by borrowers from all sources during the 2011-2012 award year for loans in default for more than 5 years	0	\$ 0

Fiscal Operations Report, Part III (continued)

Name of School St. Petersburg College
 OPEID Number 00152800 State FL

Part III. Federal Perkins Loan Program for Award Year July 1, 2011 through June 30, 2012

Section C. Cumulative Repayment Information as of June 30, 2012

Status of Borrowers as of June 30, 2012

	Amount (a)	Number of Borrowers (b)	Amount Lent (c)	Principal Amount Outstanding (d)
1.1. Borrowers whose loans are fully retired		<u>171</u>	<u>\$ 117860</u>	
1.2. Loans that have been purchased	<u>\$ 7802</u>			
2. Borrowers whose loans were assigned to and officially accepted by the U.S. Department of Education as of June 30, 2012 (Note: Field 2 equals the sum of Field 2.1 plus Field 2.2.)		<u>143</u>	<u>\$ 109107</u>	<u>\$ 101620</u>
2.1. Assignments due to default or liquidation		<u>143</u>	<u>\$ 109107</u>	<u>\$ 101620</u>
2.2. Assignments due to total and permanent disability discharge		<u>0</u>	<u>\$ 0</u>	<u>\$ 0</u>
3. Total borrowers not in repayment status		<u>0</u>		<u>\$ 0</u>
4. Borrowers on schedule in repayment status		<u>1</u>		<u>\$ 1265</u>
5.1. In default less than 240 days (monthly installments) or less than 270 days (other installments)		<u>0</u>	<u>\$ 0</u>	<u>\$ 0</u>
5.2. In default 240 days or more (monthly installments) or 270 days or more (other installments), up to 2 years		<u>0</u>	<u>\$ 0</u>	<u>\$ 0</u>
5.3. In default more than 2 years but not more than 5 years		<u>0</u>	<u>\$ 0</u>	<u>\$ 0</u>
5.4. In default more than 5 years		<u>19</u>	<u>\$ 29315</u>	<u>\$ 26234</u>

Cohort Default Rate (Sections D and E)

Schools with fewer than 30 borrowers who entered repayment in the 2010-2011 award year should skip to Section E.

Section D. Schools with 30 or More Borrowers Who Entered Repayment in the 2010-2011 Award Year

1.1. Number of borrowers who entered repayment in 2010-2011	<u>0</u>
1.2. Number of borrowers from Field 1.1 above with loans in default by June 30, 2012	<u>0</u>
1.3. Cohort default rate ((Field 1.2 / Field 1.1) x 100)	<u>0</u>

Section E. Schools with Fewer than 30 Borrowers Who Entered Repayment in the 2010-2011 Award Year

2.1. Number of borrowers who entered repayment in:	2.2. Number of borrowers with loans in default by:
(a) 2008-2009 (07/01/2008-06/30/2009) <u>0</u>	(a) June 30, 2010 (those in 2.1(a) only) <u>0</u>
(b) 2009-2010 (07/01/2009-06/30/2010) <u>0</u>	(b) June 30, 2011 (those in 2.1(b) only) <u>0</u>
(c) 2010-2011 (07/01/2010-06/30/2011) <u>0</u>	(c) June 30, 2012 (those in 2.1(c) only) <u>0</u>
2.3. Total number of borrowers who entered repayment during the three years above (fields 2.1(a) + 2.1(b) + 2.1(c))	<u>0</u>
2.4. Total number of borrowers with loans in default during the three years above (fields 2.2(a) + 2.2(b) + 2.2(c))	<u>0</u>
2.5. Cohort default rate ((Field 2.4 / Field 2.3) x 100)	<u>0</u>

Fiscal Operations Report, Part IV

Name of School St. Petersburg College

OPEID Number 00152800 State FL

Part IV. Federal Supplemental Educational Opportunity Grant (FSEOG) Program for Award Year July 1, 2011 through June 30, 2012

Section A. Federal Funds Authorized for FSEOG

1. Final adjusted FSEOG authorization \$ 636102

Section B. Federal Funds Available for FSEOG Expenditures

2. FWS funds transferred to and spent in FSEOG	+ \$ <u>8760</u>
3. Federal Perkins Federal Capital Contribution funds transferred to and spent in FSEOG	+ \$ <u>0</u>
4. FSEOG funds transferred to and spent in FWS	- \$ <u>0</u>
5. 2012-2013 FSEOG funds carried back and spent in 2011-2012	+ \$ <u>0</u>
6. Additional 2012-2013 FSEOG funds carried back and spent for 2012 summer enrollment	+ \$ <u>0</u>
7. 2010-2011 funds carried forward and spent in 2011-2012	+ \$ <u>41984</u>
8. 2011-2012 funds carried forward to be spent in 2012-2013	- \$ <u>0</u>
9. 2011-2012 funds carried back and spent in 2010-2011	- \$ <u>0</u>
10. Additional 2011-2012 funds carried back and spent for 2011 summer enrollment	- \$ <u>0</u>
11. Total federal funds available for 2011-2012 FSEOG (fields 1 + 2 + 3 + 5 + 6 + 7) minus (fields 4 + 8 + 9 + 10)	\$ <u>686846</u>

Section C. Funds to FSEOG Recipients

12. Total funds to FSEOG recipients (fields 13 + 14)	\$ <u>618600</u>
13. Nonfederal share of funds to FSEOG recipients (25 percent of Field 12)	\$ <u>0</u>
(a) Cash outlay contributed	\$ <u>0</u>
(b) Other resources designated	\$ <u>0</u>

Section D. Federal Funds Spent for FSEOG Program

14. Federal share of funds to FSEOG recipients (75 percent of Field 12)	\$ <u>618600</u>
15. Administrative cost allowance claimed (see Instructions)	+ \$ <u>68246</u>
16. Federal funds spent for FSEOG (fields 14 + 15)	\$ <u>686846</u>

Section E. Use of FSEOG Authorization

17. Expended FSEOG authorization (fields 4 + 8 + 9 + 10 + 16) minus (fields 2 + 3 + 5 + 6 + 7)	\$ <u>636102</u>
18. Unexpended FSEOG authorization (Field 1 - Field 17) (cannot be negative)	\$ <u>0</u>

Fiscal Operations Report, Part V

Name of School St. Petersburg College
 OPEID Number 00152800 State FL

Part V. Federal Work-Study (FWS) Program for Award Year July 1, 2011 through June 30, 2012

Section A. Federal Funds Authorized for FWS

1. Final adjusted FWS authorization \$ 730576

Section B. Federal Funds Available for FWS Expenditures

2. Federal Perkins Federal Capital Contribution funds transferred to and spent in FWS	+ \$ <u>0</u>
3. FSEOG funds transferred to and spent in FWS	+ \$ <u>0</u>
4. FWS funds transferred to and spent in:	
(a) FSEOG	- \$ <u>8760</u>
(b) Federal Perkins Loan Program	- \$ <u>0</u>
5. 2012-2013 FWS funds carried back and spent in 2011-2012	+ \$ <u>0</u>
6. Additional 2012-2013 FWS funds carried back and spent for 2012 summer employment	+ \$ <u>0</u>
7. 2010-2011 funds carried forward and spent in 2011-2012	+ \$ <u>68949</u>
8. 2011-2012 funds carried forward to be spent in 2012-2013	- \$ <u>44435</u>
9. 2011-2012 funds carried back and spent in 2010-2011	- \$ <u>0</u>
10. Additional 2011-2012 funds carried back and spent for 2011 summer employment	- \$ <u>0</u>
11. Total federal funds available for 2011-2012 FWS (fields 1 + 2 + 3 + 5 + 6 + 7) minus (fields 4(a) + 4(b) + 8 + 9 + 10)	\$ <u>746330</u>

Section C. Total Compensation for FWS

12. Total earned compensation for FWS Program	\$ <u>746330</u>
(a) On-campus earned compensation	\$ <u>714808</u>
(b) Off-campus earned compensation for public or private non-profit agencies, excluding amounts reported in Field 12(c)	\$ <u>31522</u>
(c) Off-campus earned compensation for agencies that were unable to pay regular nonfederal share and had a federal share up to 90 percent	\$ <u>0</u>
(d) Off-campus earned compensation for private for-profit organizations	\$ <u>0</u>
13. Total institutional share of earned compensation (see instructions)	\$ <u>0</u>

Section D. Funds Spent from Federal Share of FWS

14. Total federal share of FWS earned compensation	\$ <u>746330</u>
(a) Federal share paid at a rate up to 75 percent	\$ <u>0</u>
(b) Federal share paid at a rate up to 100 percent for waivers of nonfederal share	\$ <u>746330</u>
(c) Federal share paid at a rate up to 90 percent for agencies that were unable to pay regular nonfederal share	\$ <u>0</u>
(d) Federal share paid at a rate up to 50 percent for off-campus, private for-profit organizations	\$ <u>0</u>
15. Administrative cost allowance claimed (see instructions)	+ \$ <u>0</u>
16. Federal share of Job Location and Development (JLD) Program expenditures	+ \$ <u>0</u>
17. Total federal funds spent for FWS (fields 14 + 15 + 16)	\$ <u>746330</u>

Fiscal Operations Report, Part V (continued)

Name of School St. Petersburg College

OPEID Number 00152800 State FL

Part V. Federal Work-Study (FWS) Program for Award Year July 1, 2011 through June 30, 2012

Section E. Use of FWS Authorization

18. Expended FWS authorization (fields 4(a) + 4(b) + 8 + 9 + 10 + 17) minus (fields 2 + 3 + 5 + 6 + 7) \$ 730576

19. Unexpended FWS authorization (Field 1 - Field 18) \$ 0

Section F. Information About the Job Location and Development (JLD) Program

20. Total expenditures for the JLD Program \$ 0

21. Institutional expenditures for the JLD Program (see instructions) \$ 0

22. Number of students for whom jobs were located or developed 0

23. Total earnings of the students in Field 22 above \$ 0

Section G. Information About FWS Students Employed in Community Service Activities

24. Number of students in community service employment 45

25. Federal share of community service earned compensation \$ 90961

26. Nonfederal share of community service earned compensation \$ 0

Section H. Information About FWS Students Employed as Reading Tutors of Children or Employed in Family Literacy Activities

27. Number of FWS students employed as reading tutors of children or employed in family literacy activities 11

28. Federal share of earned compensation for FWS students employed as reading tutors of children or employed in family literacy activities \$ 29082

(a) Amount of the federal share in Field 28 spent on community service employment \$ 29082

29. Total earned compensation for FWS students employed as reading tutors of children or employed in family literacy activities \$ 29082

Section I. Information About FWS Students Employed as Mathematics Tutors of Children

30. Number of FWS students employed as mathematics tutors of children 3

31. Federal share of earned compensation for FWS students employed as mathematics tutors of children \$ 2440

32. Total earned compensation for FWS students employed as mathematics tutors of children \$ 2440

Section J. Information About FWS Students in Civic Education and Participation Activities

33. Number of students in civic education and participation activities 0

34. Federal share spent for students in civic education and participation activities \$ 0

35. Total spent for students in civic education and participation activities \$ 0

Section K. Information About FWS Disaster-Affected Students

36. Number of disaster-affected students receiving FWS funds 0

37. Federal share of funds to disaster-affected students \$ 0

38. Total funds to disaster-affected students \$ 0

Fiscal Operations Report, Part VI

Name of School St. Petersburg College
 OPEID Number 00152800 State FL

Part VI. Program Summary for Award Year July 1, 2011 through June 30, 2012

Section A. Distribution of Program Recipients and Expenditures by Type of Student

Taxable and Untaxed Income Category Student Type	Federal Perkins Loan		FSEOG		FWS		Unduplicated Recipients (g)
	Recipients (a)	Funds (b)	Recipients (c)	Funds (d)	Recipients (e)	Funds (f)	
Undergraduate Dependent							
1. \$0 - \$ 5,999	0	0	114	30800	10	46639	118
2. \$6,000 - \$11,999	0	0	65	16400	13	21479	77
3. \$12,000 - \$23,999	0	0	205	53600	30	91835	231
4. \$24,000 - \$29,999	0	0	92	25600	8	31129	100
5. \$30,000 - \$41,999	0	0	61	16600	19	63837	79
6. \$42,000 - \$59,999	0	0	13	3400	25	79789	38
7. \$60,000 and over	0	0	2	600	22	63577	24
Undergraduate Independent							
8. \$0 - \$ 1,999	0	0	511	152400	31	69823	529
9. \$2,000 - \$ 3,999	0	0	93	27200	12	38334	103
10. \$4,000 - \$ 7,999	0	0	200	59600	21	48789	214
11. \$8,000 - \$11,999	0	0	181	52600	26	82749	204
12. \$12,000 - \$15,999	0	0	166	48200	12	34703	176
13. \$16,000 - \$19,999	0	0	139	39800	11	15475	147
14. \$20,000 and over	0	0	339	91800	23	58172	360
15. Graduate/Professional	0	0	does not apply	does not apply	0	0	0
16. TOTAL (fields 1-15)	0	0	2181	618600	263	746330	2400
17. Total less-than-full-time students (from fields 1-15)	0	0	1802	510200	215	518774	1980
18. Total "Automatic" Zero EFC students (from fields 1-15)	0	0	1500	426000	99	268552	1574

Fiscal Operations Report, Part VI (continued)

Name of School St. Petersburg College
 OPEID Number 00152800 State FL

Part VI. Program Summary for Award Year July 1, 2011 through June 30, 2012

Section B. Calculating the Administrative Cost Allowance

Administrative Cost Allowance Worksheet (Worksheet must be retained for audit and program reviews)

Step 1. Calculate the amount spent in 2011-2012 on which the administrative cost allowance is based.

1. Total compensation in FWS (amount from Part V, Section C, Field 12)	\$	<u>746330</u>
2. Amount of Federal Perkins Loan funds advanced to students (amount from Part III, Section B, Field 7)	+\$	<u>0</u>
3. Total funds to FSEOG recipients (amount from Part IV, Section C, Field 12)	+\$	<u>618600</u>
4. Total amount spent (fields 1 + 2 + 3)	\$	<u>1364930</u>

Step 2. Calculate the administrative cost allowance.

Schools whose total amount spent was \$2,750,000 or less

5. Enter total amount spent (Field 4)	\$	<u>1364930</u>
6. Multiply	x	<u>0.05</u>
7. Total administrative cost allowance—go to Step 3	\$	<u>68247</u>

Schools whose total amount spent was more than \$2,750,000 but less than \$5,500,000

8. Enter total amount spent (Field 4)	\$	<u>0</u>
9. Subtract	-\$	<u>2,750,000</u>
10. Expenditures over \$2,750,000 (Field 8 - Field 9)	\$	<u>0</u>
11. Multiply	x	<u>0.04</u>
12. Administrative cost allowance on expenditures over \$2,750,000 (Field 10 x Field 11)	\$	<u>0</u>
13. Add administrative cost allowance on expenditures of \$2,750,000 (\$2.75 million x .05)	+\$	<u>137,500</u>
14. Total administrative cost allowance (Field 12 + Field 13)—go to Step 3	\$	<u>0</u>

Schools whose total amount spent was \$5,500,000 or more

15. Enter total amount spent (Field 4)	\$	<u>0</u>
16. Subtract	-\$	<u>5,499,999</u>
17. Expenditures of \$5,500,000 or more (Field 15 - Field 16)	\$	<u>0</u>
18. Multiply	x	<u>0.03</u>
19. Administrative cost allowance on expenditures of \$5,500,000 or more (Field 17 x Field 18)	\$	<u>0</u>
20. Add administrative cost allowance on expenditures less than \$5,500,000 ((\$2.75 million x .05) + Field 12)	+\$	<u>247,500</u>
21. Total administrative cost allowance (Field 19 + Field 20)—go to Step 3	\$	<u>0</u>

Step 3. Decide how much administrative cost allowance your school claimed.

22. How much administrative cost allowance did your school claim? (The amount may be the same or less than the amount calculated in Step 2.)	\$	<u>68246</u>
23. How much administrative cost allowance did your school claim in each program?		
(a) Federal Perkins Loan (must be the same as Part III, Section B, Field 8)	\$	<u>0</u>
(b) FSEOG (must be the same as Part IV, Section D, Field 15)	\$	<u>68246</u>
(c) FWS (must be the same as Part V, Section D, Field 15)	\$	<u>0</u>

Paperwork Burden Statement

According to the Paperwork Reduction Act of 1995, no persons are required to respond to a collection of information unless such collection displays a valid OMB control number. The valid OMB control number for this information collection is 1845-0030. The time required to complete this information collection is estimated to average 9.81 hours per response, including the time to review instructions, search existing data resources, gather the data needed, and complete and review the information collection. If you have any comments concerning the accuracy of the time estimate(s) or suggestions for improving this form, please write to: U.S. Department of Education, Washington, D.C. 20202-4537. If you have comments or concerns regarding the status of your individual submission of this form, write directly to: Grants & Campus-Based Division, Federal Student Aid, Union Center Plaza, 830 First Street, NE, Washington, D.C. 20202.

Fiscal Operations Report and Application to Participate (FISAP)

Report: Award Year July 1, 2011 through June 30, 2012; Application: Award Year July 1, 2013 through June 30, 2014

Part I. Identifying Information, Certification and Warning

Section A. Identifying Information

1(a) Name and address of school

St. Petersburg College
6021 142nd Avenue North
Clearwater FL 33760-3768

1(b) Mailing address (if different from 1(a))

St. Petersburg College
13805 58th Street North
Clearwater FL 33760

2. OPEID Number 00152800

3. Type of school (select one)

- 3.1 public
 3.2 private/non-profit
 3.3 proprietary

(Select one if proprietary)

- (a) art
 (b) business
 (c) cosmetology
 (d) trade and technical
 (e) other

4. Length/type of longest program (select one)

- 4.1 less than 1 year
 4.2 1 year but less than 2 years
 4.3 2 years but less than 3 years
 4.4 3 years but less than 4 years
 4.5 4 years (no higher than a baccalaureate degree)
 4.6 5 years or more
 4.7 post-baccalaureate only

5. Additional locations

Schools with separately eligible additional locations that will be funded under this application must list these locations and their addresses and OPEID Numbers on the screen. You may not file a separate application for any separately eligible school listed herein.

We have entered a list of separately eligible additional locations included in this application. yes no

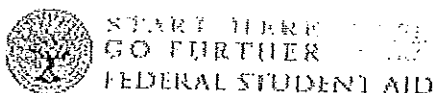
6. Financial Aid Administrator

Name Michael J. Bennett
E-mail address bennett.michael@spcollege.edu

Telephone No. (727) 341-3012
Fax No. (727) 341-3307

7. Name and address of private financial aid consultant firm, if any

Name _____
Address 1 _____
Address 2 _____
City _____ State _____ Zip _____



June 22, 2011

Michael J. Bennett
St. Petersburg College (00152800)
6021 142nd Avenue North
Clearwater, FL 33760-3768

Dear Michael J. Bennett:

We are pleased to inform you that your school has been granted a waiver of the institutional-share requirement under the Federal Work-Study (FWS) Program and/or the Federal Supplemental Educational Opportunity Grant (FSEOG) Program for the 2011-2012 Award Year. Your school must retain this letter as part of its program records.

Schools participating in the FWS and FSEOG programs normally are required to provide an institutional share under each program. However, certain schools are eligible for a waiver of those institutional share requirements under 34 CFR 675.26(d) of the FWS regulations and 34 CFR 676.21(b) of the FSEOG regulations.

Based on a review of our records, your school qualifies for this waiver by being designated as an eligible school under Title III or Title V of the Higher Education Act of 1965, as amended, and by having submitted a complete Fiscal Operations Report and Application to Participate (FISAP) by the established deadline. Therefore, we approve your school for a Federal share of up to 100 percent of the FWS earned compensation paid to students and/or up to 100 percent of the FSEOGs awarded to students for the 2011-2012 Award Year. Although your school has been granted this waiver, it still has the option to continue providing an institutional share and determining the amount of that share.

It is important to note that the 50-percent Federal share limitation for FWS wages paid to students employed by a private for-profit organization and the 80-percent Federal share limitation for the administration of the Job Location and Development Program still apply. The institutional-share requirements for these two categories of FWS expenditures are never waived.

If you have any questions concerning this waiver approval, please contact the Campus-Based Call Center at 877/801-7168. Customer service representatives are available Monday through Friday from 8:00 A.M. until 8:00 P.M. (ET). You may also e-mail CBFOB@ed.gov.

Sincerely,

A handwritten signature in cursive script that reads 'Kathleen G. Wicks'.

Kathleen G. Wicks
Director, Grants & Campus-Based Division
Federal Student Aid

Section B: Certification and Warning

Name of School St. Petersburg College
OPEID Number 00152800 State FL

Applicants must review the requirements for certification regarding lobbying included in the regulations cited below before completing this form. Applicants must sign this form to comply with the certification requirements under 34 CFR Part 82, "New Restrictions on Lobbying." This certification is a material representation of fact upon which the Department of Education relies when it makes a grant or enters into a cooperative agreement.

As required by Section 1352, Title 31 of the U.S. Code, and implemented at 34 CFR Part 82, for persons entering into a Federal contract, grant or cooperative agreement over \$100,000, as defined at 34 CFR Part 82, Sections 82.105 and 82.110, the applicant certifies that:

(a) No Federal appropriated funds have been paid or will be paid, by or on behalf of the undersigned, to any person for influencing or attempting to influence an officer or employee of any agency, a Member of Congress, an officer or employee of Congress, or an employee of a Member of Congress in connection with the making of any Federal grant, the entering into of any cooperative agreement, and the extension, continuation, renewal, amendment, or modification of any Federal grant or cooperative agreement;

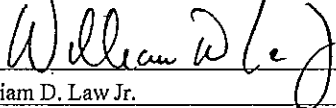
(b) If any funds other than Federal appropriated funds have been paid or will be paid to any person for influencing or attempting to influence an officer or employee of any agency, a Member of Congress, an officer or employee of Congress, or an employee of a Member of Congress in connection with this Federal grant or cooperative agreement, the undersigned shall complete and submit Standard Form-LLL, "Disclosure Form to Report Lobbying," in accordance with its instructions; and

(c) The undersigned shall require that the language of this certification be included in the award documents for all subawards at all tiers (including subgrants and contracts under grants and cooperative agreements) and that all subrecipients shall certify and disclose accordingly.

As the duly authorized representative of the applicant, I hereby certify that the applicant will comply with the above certification. I further certify that the information contained in this electronic FISAP is in compliance with governing legislation and regulations and is true and accurate. I understand that all information associated with this FISAP is subject to audit and program review by representatives of the Secretary of Education.

WARNING: If you purposely give false or misleading information, you may be fined up to \$20,000, sent to prison, or both.

8. Chief Executive Officer (includes President, Chancellor, and Director)

Signature  Date signed 9/21/2012
Name William D. Law Jr. Telephone No. (727) 341-3241
Title President Fax No. (727) 444-6962
E-mail address law.bill@spcollege.edu

Mail signed form to:

FISAP Administrator
3130 Fairview Park Drive
Suite 800
Falls Church, VA 22042