

ST. PETERSBURG COLLEGE

Financial Audit

For the Fiscal Year Ended
June 30, 2010



BOARD OF TRUSTEES AND PRESIDENT

Members of the Board of Trustees and Presidents who served during the 2009-10 fiscal year are listed below:

Terrence E. Brett, Chair from 7-21-09
Kenneth P. Burke, Vice Chair
Deveron M. Gibbons, Chair to 7-20-09 (1)
Evelyn M. Bilirakis
W. Richard Johnston (1)

Dr. Carl M. Kuttler, Jr.
President to December 31, 2009

Dr. Thomas E. Furlong, Interim President
From January 1, 2010, to June 6, 2010

Dr. William D. Law, Jr.
President from June 7, 2010

Note: (1) Board members served beyond the end
of their term, May 31, 2010.

The Auditor General conducts audits of governmental entities to provide the Legislature, Florida's citizens, public entity management, and other stakeholders unbiased, timely, and relevant information for use in promoting government accountability and stewardship and improving government operations.

The audit team leader was Jenny L. Phipps, and the audit was supervised by Karen J. Collington, CPA. Please address inquiries regarding this report to James R. Stultz, CPA, Audit Manager, by e-mail at jimstultz@aud.state.fl.us or by telephone at (850) 922-2263.

This report and other reports prepared by the Auditor General can be obtained on our Web site at www.myflorida.com/audgen; by telephone at (850) 487-9175; or by mail at G74 Claude Pepper Building, 111 West Madison Street, Tallahassee, Florida 32399-1450.

**ST. PETERSBURG COLLEGE
TABLE OF CONTENTS**

	PAGE NO.
EXECUTIVE SUMMARY	i
INDEPENDENT AUDITOR’S REPORT ON FINANCIAL STATEMENTS	1
MANAGEMENT’S DISCUSSION AND ANALYSIS	3
BASIC FINANCIAL STATEMENTS	
Statement of Net Assets	11
Statement of Revenues, Expenses, and Changes in Net Assets.....	13
Statement of Cash Flows.....	14
Notes to Financial Statements	16
OTHER REQUIRED SUPPLEMENTARY INFORMATION	
Schedule of Funding Progress – Other Postemployment Benefits Plan	36
Notes to Required Supplemental Information.....	37
INDEPENDENT AUDITOR’S REPORT ON INTERNAL CONTROL OVER FINANCIAL REPORTING AND ON COMPLIANCE AND OTHER MATTERS BASED ON AN AUDIT OF THE FINANCIAL STATEMENTS PERFORMED IN ACCORDANCE WITH <i>GOVERNMENT AUDITING STANDARDS</i>	
Internal Control Over Financial Reporting.....	38
Compliance and Other Matters	39

EXECUTIVE SUMMARY

Summary of Report on Financial Statements

Our audit disclosed that the College's basic financial statements were presented fairly, in all material respects, in accordance with prescribed financial reporting standards.

Summary of Report on Internal Control and Compliance

Our audit did not identify any deficiencies in internal control over financial reporting that we consider to be material weaknesses.

The results of our tests disclosed no instances of noncompliance or other matters that are required to be reported under *Government Auditing Standards* issued by the Comptroller General of the United States.

Audit Objectives and Scope

Our audit objectives were to determine whether St. Petersburg College and its officers with administrative and stewardship responsibilities for College operations had:

- Presented the College's basic financial statements in accordance with generally accepted accounting principles;
- Established and implemented internal control over financial reporting and compliance with requirements that could have a direct and material effect on the financial statements; and
- Complied with the various provisions of laws, rules, regulations, contracts, and grant agreements that are material to the financial statements.

The scope of this audit included an examination of the College's basic financial statements as of and for the fiscal year ended June 30, 2010. We obtained an understanding of the College's environment, including its internal control and assessed the risk of material misstatement necessary to plan the audit of the basic financial statements. We also examined various transactions to determine whether they were executed, in both manner and substance, in accordance with governing provisions of laws, rules, regulations, contracts, and grant agreements.

An examination of Federal awards administered by the College is included within the scope of our Statewide audit of Federal awards administered by the State of Florida. The results of our operational audit of the College are included in our report No. 2011-008.

Audit Methodology

The methodology used to develop the findings in this report included the examination of pertinent College records in connection with the application of procedures required by auditing standards generally accepted in the United States of America and applicable standards contained in *Government Auditing Standards* issued by the Comptroller General of the United States.



DAVID W. MARTIN, CPA
AUDITOR GENERAL

AUDITOR GENERAL STATE OF FLORIDA

G74 Claude Pepper Building
111 West Madison Street
Tallahassee, Florida 32399-1450



PHONE: 850-488-5534
FAX: 850-488-6975

The President of the Senate, the Speaker of the
House of Representatives, and the
Legislative Auditing Committee

INDEPENDENT AUDITOR'S REPORT ON FINANCIAL STATEMENTS

We have audited the accompanying financial statements of St. Petersburg College, a component unit of the State of Florida, and its aggregate discretely presented component units as of and for the fiscal year ended June 30, 2010, which collectively comprise the College's basic financial statements as shown on pages 11 through 35. These financial statements are the responsibility of College management. Our responsibility is to express opinions on these financial statements based on our audit. We did not audit the financial statements of the aggregate discretely presented component units, as described in note 1 to the financial statements, which represent 100 percent of the transactions and account balances of the aggregate discretely presented component units' columns. Those financial statements were audited by other auditors whose reports thereon have been furnished to us, and our opinion, insofar as it relates to the amounts included for the aggregate discretely presented component units, is based on the reports of the other auditors.

We conducted our audit in accordance with auditing standards generally accepted in the United States of America and the standards applicable to financial audits contained in *Government Auditing Standards* issued by the Comptroller General of the United States. Those standards require that we plan and perform the audit to obtain reasonable assurance about whether the financial statements are free of material misstatement. The financial statements of the St. Petersburg College Alumni Association, Inc., were not audited in accordance with *Government Auditing Standards*. An audit includes examining, on a test basis, evidence supporting the amounts and disclosures in the financial statements. An audit also includes assessing the accounting principles used and significant estimates made by management, as well as evaluating the overall financial statement presentation. We believe that our audit and the reports of the other auditors provide a reasonable basis for our opinions.

In our opinion, based on our audit and the reports of the other auditors, the financial statements referred to above present fairly, in all material respects, the respective financial position of St. Petersburg College and of its aggregate discretely presented component units as of June 30, 2010, and the respective changes in financial position and cash

flows thereof for the fiscal year then ended, in conformity with accounting principles generally accepted in the United States of America.

In accordance with *Government Auditing Standards*, we have also issued a report on our consideration of St. Petersburg College's internal control over financial reporting and on our tests of its compliance with certain provisions of laws, rules, regulations, contracts, and grant agreements and other matters included under the heading **INDEPENDENT AUDITOR'S REPORT ON INTERNAL CONTROL OVER FINANCIAL REPORTING AND ON COMPLIANCE AND OTHER MATTERS BASED ON AN AUDIT OF THE FINANCIAL STATEMENTS PERFORMED IN ACCORDANCE WITH GOVERNMENT AUDITING STANDARDS**. The purpose of that report is to describe the scope of our testing of internal control over financial reporting and compliance and results of that testing, and not to provide an opinion on the internal control over financial reporting or on compliance. That report is an integral part of an audit performed in accordance with *Government Auditing Standards* and should be considered in assessing the results of our audit.

Accounting principles generally accepted in the United States of America require that **MANAGEMENT'S DISCUSSION AND ANALYSIS** on pages 3 through 10 and **OTHER REQUIRED SUPPLEMENTARY INFORMATION** on pages 36 and 37 be presented to supplement the basic financial statements. Such information, although not a required part of the basic financial statements, is required by the Governmental Accounting Standards Board who considers it to be an essential part of financial reporting for placing the basic financial statements in an appropriate operational, economic, or historical context. We have applied certain limited procedures to the required supplementary information in accordance with auditing standards generally accepted in the United States of America, which consisted of inquiries of management about the methods of preparing the information and comparing the information for consistency with management's responses to our inquiries, the basic financial statements, and other knowledge we obtained during our audit of the basic financial statements. We do not express an opinion or provide any assurance on the information because the limited procedures do not provide us with sufficient evidence to express an opinion or provide any assurance.

Respectfully submitted,



David W. Martin, CPA
February 9, 2011

MANAGEMENT'S DISCUSSION AND ANALYSIS

The management's discussion and analysis (MD&A) provides an overview of the financial position and activities of the College for the fiscal year ended June 30, 2010, and should be read in conjunction with the financial statements and notes thereto. This overview is required by Governmental Accounting Standards Board (GASB) Statement No. 35, *Basic Financial Statements-and Management's Discussions and Analysis-for Public Colleges and Universities*, as amended by GASB Statements Nos. 37 and 38. The MD&A, and financial statements and notes thereto, are the responsibility of College management.

FINANCIAL HIGHLIGHTS

The College's assets totaled \$366 million at June 30, 2010. This balance reflects a \$17.9 million, or 5.1 percent, increase from the 2008-09 fiscal year primarily resulting from an increase in cash and investments of \$25.7 million partially resulting from the receipt of capital improvement revenue bond proceeds of \$9.4 million to fund future construction projects. These increases were offset by decreases primarily from due from other governmental agencies of \$5 million and due from component units of \$3.6 million. The \$9.4 million capital improvement revenue bonds created an increase in liabilities of \$7.8 million, whereas construction retainage payable decreased \$1.6 million. Total liabilities at June 30, 2010, were \$55.9 million, compared to \$48.1 million at June 30, 2009. As a result, the College's net assets increased by \$10 million, reaching a year-end balance of \$310 million.

The College's revenues totaled \$195.1 million for the 2009-10 fiscal year, representing a 1 percent decrease from the 2008-09 fiscal year primarily due to decreased State Public Education Capital Outlay funding. Operating expenses totaled \$184.1 million for the 2009-10 fiscal year representing an increase of 9.1 percent from the 2008-09 fiscal year due mainly to increases in scholarships and waivers, and personnel services.

OVERVIEW OF FINANCIAL STATEMENTS

Pursuant to GASB Statement No. 35, the College's financial report consists of three basic financial statements: the statement of net assets; the statement of revenues, expenses, and changes in net assets; and the statement of cash flows. These financial statements, and notes thereto, provide information on the College as a whole and present a long-term view of the College's finances, and include activities for the following entities:

- St. Petersburg College (Primary Institution) – Most of the programs and services generally associated with a college fall into this category, including instruction, public service, and support services.
- St. Petersburg College Foundation, Inc., St. Petersburg College Alumni Association, Inc., and the Leepa-Rattner Museum Of Art, Inc. (Component Units) - Although legally separate, these component units are important because the College is financially accountable for them, as the College reports their financial activities to the State of Florida.

THE STATEMENT OF NET ASSETS AND THE STATEMENT OF REVENUES, EXPENSES, AND CHANGES IN NET ASSETS

One of the most important questions asked about the College's finances is, "Is St. Petersburg College, as a whole, better or worse off as a result of the year's activities?" The statement of net assets and the statement of revenues, expenses, and changes in net assets report information on the College as a whole and on its activities in a way that helps answer this question. When revenues and other support exceed expenses, the result is an increase in net assets. When the reverse occurs, the result is a decrease in net assets. The relationship between revenues and expenses may be thought of as St. Petersburg College's operating results.

These two statements report St. Petersburg College’s net assets and the changes in them. You can think of the College’s net assets, the difference between assets and liabilities, as one way to measure the College’s financial health, or financial position. Over time, increases or decreases in the College’s net assets are one indication of whether its financial health is improving or deteriorating. You will need to consider many other nonfinancial factors, such as certain trends, student retention, condition of the buildings, and the safety of the campus, to assess the College’s overall financial health.

These statements include all assets and liabilities using the accrual basis of accounting, which is similar to the accounting used by most private-sector institutions. All of the current fiscal year’s revenues and expenses are taken into account regardless of when cash is received or paid.

A condensed statement of assets, liabilities, and net assets of the College and its component units for the respective fiscal years ended, is shown in the following table:

**Condensed Statement of Net Assets at
(In Thousands)**

	College		Component Units	
	6-30-10	6-30-09	3-31-10	3-31-09
Assets				
Current Assets	\$ 67,532	\$ 67,052	\$ 17,640	\$ 14,509
Capital Assets, Net	255,413	254,669	878	840
Other Noncurrent Assets	<u>43,025</u>	<u>26,377</u>	<u>26,927</u>	<u>24,682</u>
Total Assets	<u>365,970</u>	<u>348,098</u>	<u>45,445</u>	<u>40,031</u>
Liabilities				
Current Liabilities	17,278	18,123	36	36
Noncurrent Liabilities	<u>38,631</u>	<u>29,947</u>		
Total Liabilities	<u>55,909</u>	<u>48,070</u>	<u>36</u>	<u>36</u>
Net Assets				
Invested in Capital Assets, Net of Related Debt	234,268	234,181	878	840
Restricted	35,587	29,816	43,515	38,256
Unrestricted	<u>40,206</u>	<u>36,031</u>	<u>1,016</u>	<u>899</u>
Total Net Assets	<u>\$ 310,061</u>	<u>\$ 300,028</u>	<u>\$ 45,409</u>	<u>\$ 39,995</u>
Increase in Net Assets	<u>\$ 10,033</u>	3.3%	<u>\$ 5,414</u>	13.5%

Revenues and expenses of the College and its component units for the respective fiscal years ended are shown in the following table:

**Condensed Statement of Revenues, Expenses, and Changes in Net Assets
For the Fiscal Years Ended
(In Thousands)**

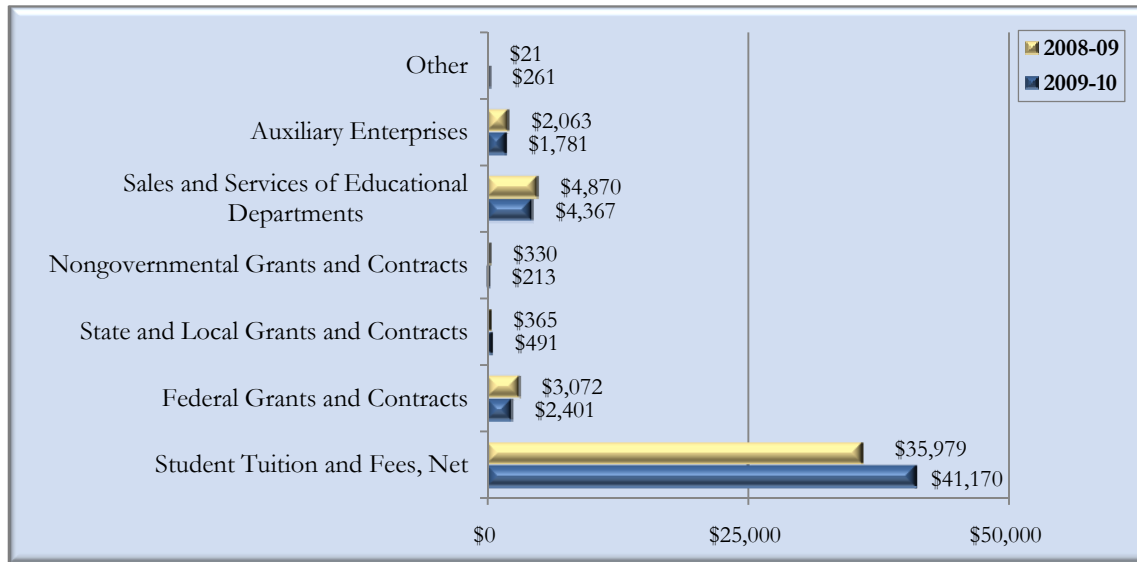
	College		Component Units	
	6-30-10	6-30-09	3-31-10	3-31-09
Operating Revenues				
Student Tuition and Fees, Net of Scholarship Allowances	\$ 41,170	\$ 35,979	\$	\$
Federal Grants and Contracts	2,401	3,072		
State and Local Grants and Contracts	491	365		
Nongovernmental Grants and Contracts	213	330		
Sales and Services of Educational Departments	4,367	4,870		
Auxiliary Enterprises	1,781	2,063		
Other Operating Revenues	261	21	2,358	7,197
Total Operating Revenues	50,684	46,700	2,358	7,197
Less, Operating Expenses	184,051	168,771	5,934	4,167
Operating Income (Loss)	(133,367)	(122,071)	(3,576)	3,030
Nonoperating Revenues (Expenses)				
State Appropriations	60,407	68,743		
Other Nonoperating Revenues	73,593	47,803	8,347	108
Interest on Capital Asset-Related Debt	(980)	(1,046)		
Other Nonoperating Expenses		(2,400)		(7,454)
Net Nonoperating Revenues (Expenses)	133,020	113,100	8,347	(7,346)
Income (Loss) Before Other Revenues, Expenses, Gains, or Losses				
	(347)	(8,971)	4,771	(4,316)
Capital Appropriations	6,840	26,022		
Capital Grants, Contracts, Gifts, and Fees	3,513	7,469	38	41
Additions to Endowments	27	41	605	124
Increase (Decrease) in Net Assets	10,033	24,561	5,414	(4,151)
Net Assets, Beginning of Year	300,028	275,467	39,995	44,146
Net Assets, End of Year	\$ 310,061	\$ 300,028	\$ 45,409	\$ 39,995

Operating Revenues

GASB Statement No. 35 categorizes revenues as either operating or nonoperating. Operating revenues generally result from exchange transactions where each of the parties to the transaction either gives or receives something of equal or similar value.

The following chart presents the College's operating revenues for the 2009-10 and 2008-09 fiscal years:

**Operating Revenues: College
(In Thousands)**



College operating revenue changes were primarily the result of net student tuition and fee revenue increasing by \$5.2 million, or 14.4 percent. This increase was the result of an 8 percent increase in tuition and fee rates and an increase in student enrollment of 11.4 percent. This increase was offset by a decrease of \$0.7 million in Federal grants and contracts and \$0.5 million in sales and services of educational departments.

Operating Expenses

Expenses are categorized as operating or nonoperating. The majority of the College’s expenses are operating expenses as defined by GASB Statement No. 35. GASB gives financial reporting entities the choice of reporting operating expenses in the functional or natural classifications. The College has chosen to report the expenses in their natural classification on the statement of revenues, expenses, and changes in net assets and has displayed the functional classification in the notes to financial statements.

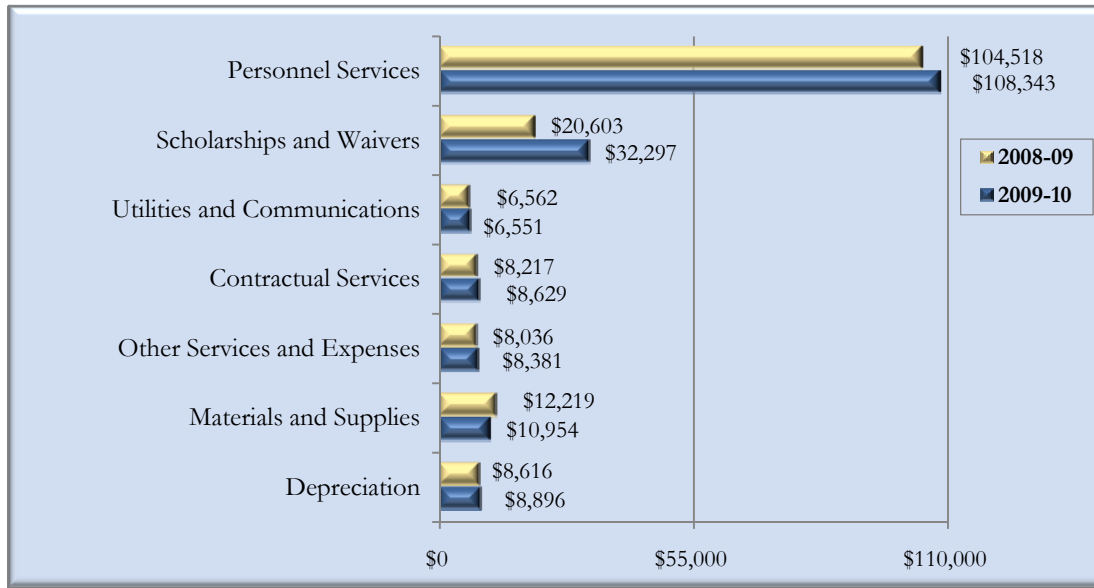
Operating expenses for the College and its component units for the respective fiscal years ended are presented in the following table:

**Operating Expenses
(In Thousands)**

	College		Component Units	
	6-30-10	6-30-09	3-31-10	3-31-09
Operating Expenses				
Personnel Services	\$ 108,343	\$ 104,518	\$	\$
Scholarships and Waivers	32,297	20,603	4,315	2,344
Utilities and Communications	6,551	6,562		
Contractual Services	8,629	8,217	25	78
Other Services and Expenses	8,381	8,036	1,386	1,499
Materials and Supplies	10,954	12,219	208	246
Depreciation	8,896	8,616		
Total Operating Expenses	\$ 184,051	\$ 168,771	\$ 5,934	\$ 4,167

The following chart presents the College’s operating expenses for the 2009-10 and 2008-09 fiscal years:

**Operating Expenses: College
(In Thousands)**



College operating expense changes were primarily the result of the following factors:

- Personnel services (salaries and benefits) expenditures increased by \$3.8 million primarily for new faculty, support staff, and adjunct faculty hired due to increased enrollment.
- Scholarships increased \$11.7 million due to increased Federal, State, and institutional funding for student financial assistance resulting from increased enrollment.

Nonoperating Revenues and Expenses

Certain revenue sources that the College relies on to provide funding for operations, including State appropriations, certain gifts and grants, and investment income, are defined by GASB as nonoperating. Nonoperating expenses include capital financing costs and other costs related to capital assets. The following summarizes the College’s nonoperating revenues and expenses for the 2009-10 and 2008-09 fiscal years:

**Nonoperating Revenues (Expenses): College
(In Thousands)**

	2009-10	2008-09
State Appropriations	\$ 60,407	\$ 68,743
Gifts and Grants	70,628	46,994
Investment Income	2,965	809
Interest on Capital Asset-Related Debt	(980)	(1,046)
Other Nonoperating Expenses		(2,400)
Net Nonoperating Revenues	\$ 133,020	\$ 113,100

Nonoperating changes were the result of the following factors:

- State appropriations decreased by \$8.3 million, or 12.1 percent, following State revenue reductions due to current economic conditions.
- Gifts and grants increased by \$23.6 million, or 50.3 percent, primarily from an increase in Federal and State student financial aid, Federal student work-study programs, and State appropriated American Recovery and Reinvestment Act (ARRA) funds.
- Investment income increased by \$2.2 million. This increase is a result of market fluctuations and additional funds invested.

Other Revenues, Expenses, Gains, or Losses

This category is mainly composed of capital appropriations and capital grants, contracts, gifts, and fees. The following summarizes the College’s other revenues, expenses, gains, or losses for the 2009-10 and 2008-09 fiscal years:

**Other Revenues, Expenses, Gains, or Losses: College
(In Thousands)**

	2009-10	2008-09
Capital Appropriations	\$ 6,840	\$ 26,022
Capital Grants, Contracts, Gifts, and Fees	3,513	7,469
Other Revenues (Expenses)	27	41
Total	\$ 10,380	\$ 33,532

The College’s other revenues decreased by \$23.2 million, primarily because of the decrease in State funding for construction projects.

THE STATEMENT OF CASH FLOWS

Another way to assess the financial health of an institution is to look at the statement of cash flows. Its primary purpose is to provide relevant information about the cash receipts and cash payments of an entity during a period. The statement of cash flows also helps users assess:

- An entity’s ability to generate future net cash flows.
- Its ability to meet its obligations as they come due.
- Its need for external financing.

A summary of the College’s cash flows for the 2009-10 and 2008-09 fiscal years is presented in the following table:

**Condensed Statement of Cash Flows: College
(In Thousands)**

	2009-10	2008-09
Cash Provided (Used) by:		
Operating Activities	\$ (124,005)	\$ (114,332)
Noncapital Financing Activities	131,577	114,372
Capital and Related Financing Activities	15,194	(10,571)
Investing Activities	(4,874)	(13,877)
Net Increase (Decrease) in Cash and Cash Equivalents	17,892	(24,408)
Cash and Cash Equivalents, Beginning of Year	38,140	62,548
Cash and Cash Equivalents, End of Year	\$ 56,032	\$ 38,140

Major sources of funds came from State appropriations (\$60.4 million), gifts and grants (\$71.1 million), net student tuition and fees (\$41.2 million), capital appropriations (\$15.7 million), proceeds from capital debt (\$11.8 million), and sales and services of educational departments (\$4.4 million). Major uses of cash included payments to employees (\$83.8 million), payments for employee benefits (\$23.1 million), payments to suppliers (\$29.1 million), payment for utilities and communications (\$6.6 million), payment for scholarships (\$32.3 million), payment for acquisition of capital assets (\$11.2 million), and payment for purchase of investments (\$7.8 million).

The College’s overall cash and cash equivalents increased for the 2009-10 fiscal year by \$17.9 million, or 46.9 percent, from the prior fiscal year. The following briefly describes the factors for the increase in cash flows:

- Operating activities used \$9.7 million more cash compared to the previous fiscal year due to an increase in scholarship payments.
- Noncapital financing activities provided \$17.2 million more compared to the previous fiscal year primarily due to an increase in Federal and State student financial aid, Federal student work-study programs, and State appropriated ARRA funds.
- Capital and related financing activities provided \$25.8 million more compared to the previous fiscal year mainly due to a decrease in purchases of capital assets by \$28 million; issuance of capital improvement revenue bonds of \$9.4 million; and State Board of Education Capital Outlay bonds, Series 2009A proceeds of \$2.4 million, was used to refund \$2.5 million of outstanding State Board of Education Capital Outlay Bonds, Series 1999A.
- Cash used by investing activities decreased as fewer investments were purchased during the 2009-10 fiscal year compared to the 2008-09 fiscal year.

CAPITAL ASSETS AND DEBT ADMINISTRATION

CAPITAL ASSETS

At June 30, 2010, the College had \$344.6 million in capital assets, less accumulated depreciation of \$89.2 million, for net capital assets of \$255.4 million. Depreciation charges for the current fiscal year totaled \$8.9 million. The following table summarizes the College's capital assets at June 30:

Capital Assets: College (In Thousands)

Capital Assets	Beginning Balance	Additions	Reductions	Ending Balance
Land	\$ 23,317	\$	\$	\$ 23,317
Buildings	276,838	4,478		281,316
Other Structures and Improvements	10,702	77		10,779
Furniture, Machinery, and Equipment	23,789	856	452	24,193
Construction in Progress	799	4,922	687	5,034
Total	335,445	10,333	1,139	344,639
Less, Accumulated Depreciation:				
Buildings	49,658	6,999		56,657
Other Structures and Improvements	10,353	182		10,535
Furniture, Machinery, and Equipment	20,765	1,715	446	22,034
Total Accumulated Depreciation	80,776	8,896	446	89,226
Capital Assets, Net	\$254,669	\$ 1,437	\$ 693	\$ 255,413

The College has \$17.2 million in major construction commitments at June 30, 2010. The construction commitments are for the Olympia building remodeling at the Tarpon Springs Center and the construction of the Veterinary Technology Center. In addition, the College plans \$6.2 million of capital expenditures from the 2010-11 fiscal year Public Education Capital Outlay appropriations. Projects planned include collegewide site improvements and general renovations and remodeling, site acquisition at the Veterinary Technology Center, and remodeling and major building renovations at the Clearwater Campus. State appropriations, capital improvement revenue bond proceeds, and local funds are expected to finance the construction, renovation, and remodeling of facilities. More information about the College's capital assets is presented in the notes to financial statements.

DEBT ADMINISTRATION

At fiscal year-end, the College had \$30.5 million in long-term debt outstanding. The following table summarizes outstanding long-term debt by type for the fiscal years ended June 30, 2010, and June 30, 2009:

**Long-Term Debt, at June 30: College
(In Thousands)**

	2010	2009
SBE Capital Outlay Bonds	\$ 2,725	\$ 3,190
Capital Improvement Revenue Bonds	27,820	19,140
Total	\$30,545	\$22,330

During the 2009-10 fiscal year, the College participated in a capital improvement revenue bond sale and received \$9.4 million proceeds from that sale. In addition, the State Board of Education issued \$52.9 million of State Board of Education Capital Outlay bonds, Series 2009A. Proceeds from the College's portion of the bonds, \$2.4 million, was used to refund \$2.5 million of outstanding State Board of Education Capital Outlay Bonds, Series 1999A. Debt repayments totaled \$3.6 million. Additional information about the College's long-term liabilities is presented in the notes to financial statements.

ECONOMIC FACTORS THAT WILL AFFECT THE FUTURE

St. Petersburg College's economic position is closely tied to that of the State of Florida. While an increase in State funding of \$2.6 million is anticipated in the coming year, \$5.2 million of the College's State funding will be from State appropriated ARRA that is not anticipated to continue after the 2010-11 fiscal year. The double digit enrollment growth of the expanding Baccalaureate programs will provide additional tuition revenue to the College. The Board of Trustees adopted an 8 percent tuition rate increase to take effect beginning with the Fall 2010 term. The College's current financial and capital plans indicate that implementing measures to monitor and control spending and the infusion of additional financial resources from an increase in tuition rates will be necessary to maintain its present level of services to ensure student success.

REQUESTS FOR INFORMATION

Questions concerning information provided in the MD&A or other required supplementary information, and financial statements and notes thereto, or requests for additional financial information should be addressed to the Associate Vice President for Financial and Business Services, St. Petersburg College, PO Box 13489, St. Petersburg, FL 33733.

BASIC FINANCIAL STATEMENTS

**ST. PETERSBURG COLLEGE
A COMPONENT UNIT OF THE STATE OF FLORIDA
STATEMENT OF NET ASSETS
June 30, 2010**

	College	Component Units
ASSETS		
Current Assets:		
Cash and Cash Equivalents	\$ 14,683,019	\$ 5,738,926
Restricted Cash and Cash Equivalents	22,111,096	
Other Short-Term Investments		11,877,602
Accounts Receivable, Net	1,357,824	8,128
Notes Receivable, Net	27,635	4,007
Due from Other Governmental Agencies	27,980,805	
Due from Component Units	1,209,125	
Inventories	119,917	11,492
Prepaid Expenses	42,246	
Other Assets	793	
Total Current Assets	67,532,460	17,640,155
Noncurrent Assets:		
Restricted Cash and Cash Equivalents	19,237,474	
Investments	22,385,683	
Restricted Investments	1,401,912	
Endowment Investments		25,791,656
Loans and Notes Receivable		1,063,291
Depreciable Capital Assets, Net	227,061,950	
Nondepreciable Capital Assets	28,351,406	878,027
Other Assets		72,750
Total Noncurrent Assets	298,438,425	27,805,724
TOTAL ASSETS	\$ 365,970,885	\$ 45,445,879
LIABILITIES		
Current Liabilities:		
Accounts Payable	\$ 2,112,734	\$ 1,949
Salary and Payroll Taxes Payable	2,530,748	
Retainage Payable	632,573	
Due to College		4,515
Deferred Revenue	1,588,895	29,774
Estimated Claims Payable	1,010,807	
Deposits Held for Others	7,107,913	
Long-Term Liabilities - Current Portion:		
Bonds Payable	1,390,000	
Compensated Absences Payable	904,704	
Total Current Liabilities	17,278,374	36,238
Noncurrent Liabilities:		
Bonds Payable	29,155,000	
Compensated Absences Payable	8,142,336	
Other Postemployment Benefits Payable	1,098,050	
Estimated Arbitrage Rebate Payable	236,094	
Total Noncurrent Liabilities	38,631,480	
TOTAL LIABILITIES	55,909,854	36,238

ST. PETERSBURG COLLEGE
A COMPONENT UNIT OF THE STATE OF FLORIDA
STATEMENT OF NET ASSETS (Continued)
June 30, 2010

	College	Component Units
NET ASSETS		
Invested in Capital Assets, Net of Related Debt	\$ 234,268,356	\$ 878,027
Restricted:		
Nonexpendable:		
Endowment		25,791,656
Expendable:		
Grants and Other	10,117,237	17,723,530
Endowment	1,698,348	
Scholarships	205,505	
Capital Projects	23,474,046	
Debt Service	91,678	
Unrestricted	40,205,861	1,016,428
Total Net Assets	310,061,031	45,409,641
TOTAL LIABILITIES AND NET ASSETS	\$ 365,970,885	\$ 45,445,879

The accompanying notes to financial statements are an integral part of this statement.

ST. PETERSBURG COLLEGE
A COMPONENT UNIT OF THE STATE OF FLORIDA
STATEMENT OF REVENUES, EXPENSES, AND CHANGES IN NET ASSETS
For the Fiscal Year Ended June 30, 2010

	<u>College</u>	<u>Component Units</u>
REVENUES		
Operating Revenues:		
Student Tuition and Fees, Net of Scholarship		
Allowances of \$24,478,948	\$ 41,170,289	\$
Federal Grants and Contracts	2,400,918	
State and Local Grants and Contracts	490,426	
Nongovernmental Grants and Contracts	213,325	
Sales and Services of Educational Departments	4,367,159	
Auxiliary Enterprises	1,781,034	
Other Operating Revenues	260,997	2,357,718
Total Operating Revenues	<u>50,684,148</u>	<u>2,357,718</u>
EXPENSES		
Operating Expenses:		
Personnel Services	108,343,375	
Scholarships and Waivers	32,296,451	4,314,729
Utilities and Communications	6,550,560	
Contractual Services	8,629,233	25,138
Other Services and Expenses	8,381,384	1,385,608
Materials and Supplies	10,953,805	208,178
Depreciation	8,896,389	
Total Operating Expenses	<u>184,051,197</u>	<u>5,933,653</u>
Operating Loss	<u>(133,367,049)</u>	<u>(3,575,935)</u>
NONOPERATING REVENUES (EXPENSES)		
State Appropriations	60,406,570	
Gifts and Grants	70,628,082	105,154
Investment Income	2,965,317	8,178,310
Other Nonoperating Revenues		63,650
Interest on Capital Asset-Related Debt	(980,203)	
Net Nonoperating Revenues	<u>133,019,766</u>	<u>8,347,114</u>
Income (Loss) Before Other Revenues, Expenses, Gains, or Losses	<u>(347,283)</u>	<u>4,771,179</u>
Capital Appropriations	6,839,572	
Capital Grants, Contracts, Gifts, and Fees	3,513,099	37,915
Additions to Permanent Endowments	27,274	605,198
Total Other Revenues	<u>10,379,945</u>	<u>643,113</u>
Increase in Net Assets	10,032,662	5,414,292
Net Assets, Beginning of Year	300,028,369	39,995,349
Net Assets, End of Year	<u>\$ 310,061,031</u>	<u>\$ 45,409,641</u>

The accompanying notes to financial statements are an integral part of this statement.

ST. PETERSBURG COLLEGE
A COMPONENT UNIT OF THE STATE OF FLORIDA
STATEMENT OF CASH FLOWS
For the Fiscal Year Ended June 30, 2010

	College
CASH FLOWS FROM OPERATING ACTIVITIES	
Tuition and Fees, Net	\$ 41,243,003
Grants and Contracts	3,026,251
Payments to Suppliers	(29,098,845)
Payments for Utilities and Communications	(6,550,560)
Payments to Employees	(83,811,315)
Payments for Employee Benefits	(23,089,130)
Payments for Scholarships	(32,296,451)
Net Loans Issued to Students and Employees	1,816,358
Collection of Loans to Students and Employees	(1,806,704)
Auxiliary Enterprises	1,934,192
Sales and Service of Educational Departments	4,367,159
Other Receipts	260,997
	(124,005,045)
CASH FLOWS FROM NONCAPITAL FINANCING ACTIVITIES	
State Appropriations	60,406,570
Gifts and Grants Received for Other Than Capital or Endowment Purposes	71,142,699
Private Gifts for Endowment Purposes	27,274
	131,576,543
CASH FLOWS FROM CAPITAL AND RELATED FINANCING ACTIVITIES	
Proceeds from Capital Debt	11,800,000
Capital Appropriations	15,668,558
Capital Grants and Gifts	3,536,777
Purchases of Capital Assets	(11,245,671)
Principal Paid on Capital Debt	(3,585,000)
Interest Paid on Capital Debt	(980,203)
	15,194,461
CASH FLOWS FROM INVESTING ACTIVITIES	
Investment Income	2,932,004
Purchase of Investments	(7,806,086)
	(4,874,082)
Net Increase in Cash and Cash Equivalents	17,891,877
Cash and Cash Equivalents, Beginning of Year	38,139,712
	\$ 56,031,589

ST. PETERSBURG COLLEGE
A COMPONENT UNIT OF THE STATE OF FLORIDA
STATEMENT OF CASH FLOWS (Continued)
For the Fiscal Year Ended June 30, 2010

	College
RECONCILIATION OF OPERATING LOSS TO NET CASH USED BY OPERATING ACTIVITIES	
Operating Loss	\$ (133,367,049)
Adjustments to Reconcile Operating Loss to Net Cash Used by Operating Activities:	
Depreciation Expense	8,896,389
Changes in Assets and Liabilities:	
Accounts Receivable, Net	62,713
Notes Receivable, Net	9,654
Inventories	(45,681)
Prepaid Expenses	(6,476)
Other Assets	35
Accounts Payable	(747,906)
Deferred Revenue	84,741
Deposits Held for Others	250,965
Compensated Absences Payable	235,570
Other Postemployment Benefits Payable	622,000
NET CASH USED BY OPERATING ACTIVITIES	\$ (124,005,045)

The accompanying notes to financial statements are an integral part of this statement.

ST. PETERSBURG COLLEGE
A COMPONENT UNIT OF THE STATE OF FLORIDA
NOTES TO FINANCIAL STATEMENTS
JUNE 30, 2010

1. SUMMARY OF SIGNIFICANT ACCOUNTING POLICIES

Reporting Entity. The governing body of St. Petersburg College, a component unit of the State of Florida, is the District Board of Trustees. The Board constitutes a corporation and is composed of five members appointed by the Governor and confirmed by the Senate. The District Board of Trustees is under the general direction and control of the Florida Department of Education, Division of Florida Colleges, and is governed by law and State Board of Education rules. However, the District Board of Trustees is directly responsible for the day-to-day operations and control of the College within the framework of applicable State laws and State Board of Education rules. Geographic boundaries of the District correspond with those of Pinellas County.

Criteria for defining the reporting entity are identified and described in the Governmental Accounting Standards Board's *Codification of Governmental Accounting and Financial Reporting Standards*, Sections 2100 and 2600. These criteria were used to evaluate potential component units for which the District Board of Trustees is financially accountable and other organizations for which the nature and significance of their relationship with the District Board of Trustees are such that exclusion would cause the College's financial statements to be misleading or incomplete. Based upon the application of these criteria, the College is a component unit of the State of Florida, and its financial balances and activity are reported in the State's Comprehensive Annual Financial Report by discrete presentation.

Discretely Presented Component Units. Based on the application of the criteria for determining component units, the following component units are included within the College's reporting entity:

- The St. Petersburg College Foundation, Inc., is a community advocate for St. Petersburg College and encourages charitable donations to provide financial support for the College. As a public charity, the Foundation accepts donations to enhance the College's many and varied teaching, and public service programs, as well as to support capital projects and other related College improvements.
- The St. Petersburg College Alumni Association, Inc., assists the College in worthwhile endeavors such as fund raising and establishing scholarships.
- The Leepa-Rattner Museum of Art, Inc., benefits the College through the promotion of educational excellence by collecting, preserving and displaying works of art that reflect or support the aesthetic concerns of Abraham Rattner, Esther Gentle, Allen Leepa, and other artists.

The College's component units are audited by other auditors, pursuant to Section 1004.70(6), Florida Statutes. The audited financial statements of these organizations are available to the public at the College. The financial data reported on the accompanying financial statements was derived from the audited financial statements of the organizations for the fiscal year ended March 31, 2010. Additional condensed financial statements for the College's component units are included in a subsequent note.

The College's component units, as described above, are also direct-support organizations, as defined in Section 1004.70, Florida Statutes, and although legally separate from the College, are financially accountable to the College. The component units are managed independently, outside the College's budgeting process, and their powers generally are vested in a governing board pursuant to various State statutes. The

ST. PETERSBURG COLLEGE
A COMPONENT UNIT OF THE STATE OF FLORIDA
NOTES TO FINANCIAL STATEMENTS (CONTINUED)
JUNE 30, 2010

component units hold, invest, and administer property and make expenditures to or for the benefit of the College.

Basis of Presentation. The College's accounting policies conform with accounting principles generally accepted in the United States of America applicable to public colleges and universities as prescribed by the Governmental Accounting Standards Board (GASB). The National Association of College and University Business Officers (NACUBO) also provides the College with recommendations prescribed in accordance with generally accepted accounting principles promulgated by GASB and the Financial Accounting Standards Board (FASB). GASB allows public colleges various reporting options. The College has elected to report as an entity engaged in only business-type activities. This election requires the adoption of the accrual basis of accounting and entitywide reporting including the following components:

- Management's Discussion and Analysis
- Basic Financial Statements:
 - Statement of Net Assets
 - Statement of Revenues, Expenses, and Changes in Net Assets
 - Statement of Cash Flows
 - Notes to Financial Statements
- Other Required Supplementary Information

Basis of Accounting. Basis of accounting refers to when revenues, expenses, and related assets and liabilities are recognized in the accounts and reported in the financial statements. Specifically, it relates to the timing of the measurements made, regardless of the measurement focus applied. The College's financial statements are presented using the economic resources measurement focus and the accrual basis of accounting. Revenues, expenses, gains, losses, assets, and liabilities resulting from exchange and exchange-like transactions are recognized when the exchange takes place. Revenues, expenses, gains, losses, assets, and liabilities resulting from nonexchange activities are generally recognized when all applicable eligibility requirements, including time requirements, are met.

The College's component units use the economic resources measurement focus and accrual basis of accounting whereby revenues are recognized when earned and expenses are recognized when incurred. The St. Petersburg College Foundation, Inc., and the Leepa-Rattner Museum of Art, Inc., are required to follow GASB standards of accounting and financial reporting and the St. Petersburg College Alumni Association, Inc., follows FASB standards of accounting and financial reporting for not-for-profit organizations.

The College follows GASB pronouncements and FASB pronouncements issued on or before November 30, 1989, unless the FASB pronouncements conflict with GASB pronouncements. Under GASB Statement No. 20, *Accounting and Financial Reporting for Proprietary Funds and Other Governmental Entities That Use Proprietary Fund Accounting*, the College has the option to elect to apply all pronouncements of FASB issued

ST. PETERSBURG COLLEGE
A COMPONENT UNIT OF THE STATE OF FLORIDA
NOTES TO FINANCIAL STATEMENTS (CONTINUED)
JUNE 30, 2010

after November 30, 1989, unless those pronouncements conflict with GASB pronouncements. The College has elected not to apply FASB pronouncements issued after November 30, 1989.

Significant interdepartmental sales between auxiliary service departments and other institutional departments have been accounted for as reductions of expenses and not revenues of those departments.

The College's principal operating activity is instruction. Operating revenues and expenses generally include all fiscal transactions directly related to instruction as well as administration, academic support, student services, physical plant operations, and depreciation of capital assets. Nonoperating revenues include State appropriations, Federal and State student financial aid, investment income (net of unrealized gains or losses on investments), and revenues for capital construction projects. Interest on capital asset-related debt is a nonoperating expense.

The statement of net assets is presented in a classified format to distinguish between current and noncurrent assets and liabilities. When both restricted and unrestricted resources are available to fund certain programs, it is the College's policy to first apply the restricted resources to such programs followed by the use of the unrestricted resources.

The statement of revenues, expenses, and changes in net assets is presented by major sources and is reported net of tuition scholarship allowances. Tuition scholarship allowances are the differences between the stated charge for goods and services provided by the College and the amount that is actually paid by the student or the third party making payment on behalf of the student. The College calculated its scholarship allowances by identifying financial aid applied versus cash payments applied to the student accounts receivable.

The statement of cash flows is presented using the direct method in compliance with GASB Statement No. 9, *Reporting Cash Flows of Proprietary and Nonexpendable Trust Funds and Governmental Entities That Use Proprietary Fund Accounting*.

Cash and Cash Equivalents. The amount reported as cash and cash equivalents consists of cash on hand, cash in demand accounts, money market accounts, and funds invested with the State Board of Administration (SBA) in Florida PRIME, formerly known as the Local Government Surplus Funds Trust Fund Investment Pool, and the State Treasury Special Purpose Investment Accounts (SPIA). For reporting cash flows, the College considers all highly liquid investments with original maturities of three months or less to be cash equivalents. Under this definition, the College considers amounts invested in the SPIA and Florida PRIME investment pool to be cash equivalents. College cash deposits are held in banks qualified as public depositories under Florida law. All such deposits are insured by Federal depository insurance, up to specified limits, or collateralized with securities held in Florida's multiple financial institution collateral pool required by Chapter 280, Florida Statutes. Cash and cash equivalents that are externally restricted to make debt service payments maintain sinking or reserve funds, or to purchase or construct capital or other restricted assets are classified as restricted.

At June 30, 2010, the College reported as cash equivalents at fair value \$47,830,825 of moneys held in the State Treasury SPIA investment pool representing ownership of a share of the pool, not the underlying

ST. PETERSBURG COLLEGE
A COMPONENT UNIT OF THE STATE OF FLORIDA
NOTES TO FINANCIAL STATEMENTS (CONTINUED)
JUNE 30, 2010

securities. The SPIA carried a credit rating of Af by Standard & Poor's and had an effective duration of 1.81 years at June 30, 2010. The College relies on policies developed by the State Treasury for managing interest rate risk or credit risk for this investment pool. Disclosures for the State Treasury investment pool are included in the notes to financial statements of the State's Comprehensive Annual Financial Report.

At June 30, 2010, the College reported as cash equivalents at fair value \$57,048 of moneys held in the Florida PRIME investment pool administered by the SBA pursuant to Section 218.405, Florida Statutes. The College's investments in the Florida PRIME investment pool, which the SBA indicates is a Securities and Exchange Commission Rule 2a7-like external investment pool, at June 30, 2010, are similar to money market funds in which shares are owned in the fund rather than the underlying investments. The Florida PRIME investment pool carried a credit rating of AAAM by Standard & Poor's and had a weighted-average days to maturity (WAM) of 46 days as of June 30, 2010. A portfolio's WAM reflects the average maturity in days based on final maturity or reset date, in the case of floating-rate instruments. WAM measures the sensitivity of the Florida PRIME investment pool to interest rate changes. The investments in the Florida PRIME investment pool are reported at fair value, which is amortized cost.

Capital Assets. College capital assets consist of land; construction in progress; buildings; other structures and improvements; and furniture, machinery, and equipment. These assets are capitalized and recorded at cost at the date of acquisition or at estimated fair value at the date received in the case of gifts and purchases of State surplus property. Additions, improvements, and other outlays that significantly extend the useful life of an asset are capitalized. Other costs incurred for repairs and maintenance are expensed as incurred. The College has a capitalization threshold of \$5,000 for tangible personal property and \$25,000 for buildings and other structures and improvements. Depreciation is computed on the straight-line basis over the following estimated useful lives:

- Buildings – 10 to 40 years, depending on construction
- Other Structures and Improvements – 10 years
- Furniture, Machinery, and Equipment:
 - Computer Equipment – 3 years
 - Vehicles, Office Machines, and Educational Equipment – 5 years
 - Furniture – 7 years

Art collections of the College's component units are stated at fair market value at the date of the donation.

Noncurrent Liabilities. Noncurrent liabilities include principal amounts of bonds payable, compensated absences payable, other postemployment benefits payable, and estimated arbitrage rebate payable that are not scheduled to be paid within the next fiscal year.

2. INVESTMENTS

The College's Board of Trustees has adopted a written investment policy providing that surplus funds of the College shall be invested in those institutions and instruments permitted under the provisions of the Florida

**ST. PETERSBURG COLLEGE
A COMPONENT UNIT OF THE STATE OF FLORIDA
NOTES TO FINANCIAL STATEMENTS (CONTINUED)
JUNE 30, 2010**

Statutes. Section 218.415(16), Florida Statutes, authorizes the College to invest in the Florida PRIME investment pool administered by the State Board of Administration; interest-bearing time deposits and savings accounts in qualified public depositories, as defined by Section 280.02, Florida Statutes; direct obligations of the United States Treasury; obligations of Federal agencies and instrumentalities; securities of, or interests in, certain open-end or closed-end management type investment companies; Securities and Exchange Commission registered money market funds with the highest credit quality rating from a nationally recognized rating agency; and other investments approved by the College’s Board of Trustees as authorized by law. State Board of Education Rule 6A-14.0765(3), Florida Administrative Code, provides that College loan, endowment, annuity, and life income funds may also be invested pursuant to Section 215.47, Florida Statutes. Investments authorized by Section 215.47, Florida Statutes, include bonds, notes, commercial paper, and various other types of investments. Investments set aside to make debt service payments, maintain sinking or reserve funds, or to purchase or construct capital assets are classified as restricted.

The College’s investments at June 30, 2010, are reported at fair value, as follows:

<u>Investment Type</u>	<u>Amount</u>
State Board of Administration Fund B Surplus Funds Trust Fund	\$ 401,081
State Board of Administration Debt Service Accounts	764,737
State Board of Administration Bond Debt Service Rebate Accounts	236,094
Money Market Mutual Fund	156,867
Certificates of Deposit	22,228,816
Total College Investments	\$ 23,787,595

State Board of Administration Fund B Surplus Funds Trust Fund

On December 4, 2007, the State Board of Administration (SBA) restructured the Local Government Surplus Funds Trust Fund to establish the Fund B Surplus Funds Trust Fund (Fund B). Fund B which is administered by the SBA pursuant to Sections 218.405 and 218.417, Florida Statutes, is not subject to participant withdrawal requests. Distributions from Fund B, as determined by the SBA, are effected by transferring eligible cash or securities to the Florida PRIME investment pool, consistent with the pro rata allocation of pool shareholders of record at the creation date of Fund B. One hundred percent of such distributions from Fund B are available as liquid balance within the Florida PRIME investment pool.

At June 30, 2010, the College reported investments at fair value of \$401,081 for amounts held in Fund B. The College’s investments in Fund B are accounted for as a fluctuating net asset value pool, with a fair value factor of 0.67353149 at June 30, 2010. The weighted-average life (WAL) of Fund B at June 30, 2010, was 8.05 years. A portfolio’s WAL is the dollar-weighted average length of time until securities held reach

ST. PETERSBURG COLLEGE
A COMPONENT UNIT OF THE STATE OF FLORIDA
NOTES TO FINANCIAL STATEMENTS (CONTINUED)
JUNE 30, 2010

maturity and is based on legal final maturity dates for Fund B as of June 30, 2010. WAL measures the sensitivity of Fund B to interest rate changes. The College's investment in Fund B is unrated.

State Board of Administration Debt Service Accounts

The College reported investments at fair value totaling \$764,737 at June 30, 2010, in the State Board of Administration Debt Service Accounts. These investments are used to make debt service payments on bonds issued by the State Board of Education for the benefit of the College. The College's investments consist of United States Treasury securities, with maturity dates of six months or less, and are reported at fair value. The College relies on policies developed by the State Board of Administration for managing interest rate risk or credit risk for this account. Disclosures for the Debt Service Accounts are included in the notes to financial statements of the State's Comprehensive Annual Financial Report.

State Board of Administration Debt Service Rebate Accounts

The College reported investments at fair value totaling \$236,094 at June 30, 2010, in the State Board of Administration Debt Service Rebate Accounts. These investments are for the arbitrage rebate liability required for the College Capital Improvement Revenue Bonds, Series 2006A. The College's investments consist of United States Treasury securities, with maturity dates of six months or less, and are reported at fair value. The College relies on policies developed by the State Board of Administration for managing interest rate risk or credit risk for this account. Disclosures for the Debt Service Rebate Accounts are included in the notes to financial statements of the State's Comprehensive Annual Financial Report.

Other Investments

The College invested in various certificates of deposit and a money market mutual fund. The following risks apply to the College's investments:

Interest Rate Risk: Interest rate risk is the risk that changes in interest rates will adversely affect the fair value of an investment. The College's investment policy limits the average maturity of the portfolio to no longer than two years and the maturity of any individual investment to no longer than five years.

Credit Risk: Credit risk is the risk that an insurer or other counterparty to an investment will not fulfill its obligations. The College's policy provides that Securities and Exchange Commission 2a7 registered money market funds shall have the highest credit quality rating from a nationally recognized rating agency and any investment fund regulated or advised by a Registered Investment Advisor under rule 3c7 shall be rated "AAA" by at least one nationally recognized rating agency.

The following interest rate and credit risks apply to the College's certificates of deposit and money market mutual fund at June 30, 2010:

- **Certificates of Deposit.** During the 2009-10 fiscal year, the College had a financial institution purchase investments in individual CDs with 101 banks in the College's name totaling \$18.2 million. Each of the CDs were insured by the FDIC. The CDs carry original maturity dates of 9 months to 30 months with annual percentage interest rates between 0.35 and 4.4 percent. Additionally, during the 2009-10 fiscal year, the College purchased one \$4 million CD from a separate financial

**ST. PETERSBURG COLLEGE
A COMPONENT UNIT OF THE STATE OF FLORIDA
NOTES TO FINANCIAL STATEMENTS (CONTINUED)
JUNE 30, 2010**

institution. This CD, also issued in the College’s name, is fully insured as it’s held by a bank qualified as a public depository under Florida law. This CD carries an original maturity date of 12 months with an annual percentage interest rate of 0.75 percent.

- **Money Market Mutual Fund.** The College’s investment in the Prime Money Market Fund was rated Aaa by Moody’s.

Custodial Credit Risk: Custodial credit risk is the risk that in the event of the failure of the counterparty, the value of investments or collateral securities in the possession of an outside party will not be recoverable. Exposure to custodian risk relates to investments that are held by someone other than the College and not registered in their name. The College did not have any investments subject to custodial credit risk.

Component Unit Investments

Investments held by the College’s component unit, St. Petersburg College Foundation, Inc. (Foundation), at March 31, 2010, are reported at fair value as follows:

<u>Investment Type</u>	<u>Amount</u>
U. S. Government Obligations	\$ 2,074,279
Federal Agency Obligations	3,491,174
Bonds and Notes	4,354,609
Stocks and Other Equity Securities	21,612,126
Mutual Funds	2,957,056
Certificates of Deposit	2,975,659
Property	<u>204,355</u>
Total Component Unit Investments	<u>\$37,669,258</u>

The Foundation has a written investment policy to provide the basis for the management of a prudent investment program appropriate to the particular fund type.

Interest Rate and Credit Risk: The Foundation’s investment policy limits investments in fixed-income securities to maturities of no longer than 30 years. The Foundation has \$5,565,453 in obligations of United States Government obligations and Federal agency obligations that include embedded options consisting of the option at the discretion of the issuer to call their obligation. These securities have various call dates and mature between August 2011 and May 2041.

The Foundation’s investment policy provides that debt issues of investment grade ‘A’ or better are preferred. However, investment managers may purchase lesser quality debt investments as long as the purchases represent less than 10 percent of that particular portfolio’s assets.

The following are maturities and credit quality ratings for the Foundation’s investments in debt securities, mutual funds and certificates of deposit at March 31, 2010:

**ST. PETERSBURG COLLEGE
A COMPONENT UNIT OF THE STATE OF FLORIDA
NOTES TO FINANCIAL STATEMENTS (CONTINUED)
JUNE 30, 2010**

Investment Type	Investment Maturities (In Years)					Credit Quality Range (1)
	Fair Value	Less than 1 year	1-5	6-10	More Than 10	
U. S. Government Obligations	\$ 2,074,279	\$ 228,823	\$ 725,374	\$ 920,879	\$ 199,203	(2)
Federal Agency Obligations	3,491,174		930,982	655,737	1,904,455	AAA
Bonds and Notes	4,354,609		1,467,020	1,087,917	1,799,672	BBB - AAA
Fixed Income Mutual Funds (3)	454,935		454,935			AAA (4)
Fixed Income Mutual Funds	1,047,914		1,047,914			AAA (4)
Fixed Income Mutual Funds	863,605			863,605		AAA (4)
Equity Mutual Funds	590,602	590,602				(2)
Certificates of Deposit	2,975,659		2,975,659			AAA
Property	204,355				204,355	Not Rated
Total Component Unit Investments	\$16,057,132	\$ 819,425	\$ 7,601,884	\$3,528,138	\$ 4,107,685	

- Notes: (1) Rated by Standard & Poor's.
 (2) Disclosure of credit risk is not required for this investment type.
 (3) Weighted average maturity.
 (4) Weighted average credit rating.

Custodial Credit Risk: The Foundation’s investment policy does not address custodial risk. Foundation investments in debt securities are uncollateralized, uninsured, not registered in the name of the Foundation, and held by financial institutions and, as such, are exposed to custodial credit risk.

Concentration of Credit Risk: The Foundation’s policy provides that investments in fixed-income securities of a single issue must not exceed 5 percent of total investment assets at market value. United States Government and Federal agency obligations are not subject to this limitation. For equities, no single major industry may represent more than 20 percent of the market value of the total amount each investment firm has to invest at the time of purchase, and in no case shall an individual security be purchased that exceeds 5 percent of the portfolio total without approval from the investment committee. The policy also provides that the target asset allocation for the investment portfolio is 50 percent in equities and 50 percent in fixed-income funds. The Foundation’s investment policy in relation to the above mentioned allocation mix did change from 2009 to 2010. In the prior year the target asset allocation for the investment portfolio was 60 percent in equities and 40 percent in fixed income.

3. ACCOUNTS RECEIVABLE

Accounts receivable represent amounts for student fee deferments, various student services provided by the College, uncollected commissions or rent for vendors under food, vending, and bookstore operations, accrued interest, and contract and grant reimbursements due from third parties. These receivables are reported net of a \$1,373,780 allowance for uncollectible accounts.

4. NOTES RECEIVABLE

Notes receivable represent student loans made under the College’s short-term loan program of \$55,270 and are reported net of a \$27,635 allowance for uncollectible notes.

**ST. PETERSBURG COLLEGE
A COMPONENT UNIT OF THE STATE OF FLORIDA
NOTES TO FINANCIAL STATEMENTS (CONTINUED)
JUNE 30, 2010**

5. DUE FROM OTHER GOVERNMENTAL AGENCIES

This amount primarily consists of \$24,843,200 of Public Education Capital Outlay allocations due from the State for construction of College facilities.

6. DUE FROM AND TO COMPONENT UNITS/COLLEGE

The \$1,209,125 reported as due from component units consists of amounts owed to the College by the Foundation for construction and wireless services for College facilities. The College's financial statements are reported for the fiscal year ended June 30, 2010. The College's component units' financial statements are reported for the fiscal year ended March 31, 2010. Accordingly, amounts reported as due from and to component units on the statement of net assets do not agree with amounts reported by the component units as due from and to the College.

7. INVENTORIES

Inventories consist of items for resale by the central duplicating shop, the firing range, and gasoline, and are valued using the last invoice cost which approximates the first-in, first-out method of inventory valuation. Consumable laboratory supplies, teaching materials, and office supplies on hand in College departments are expensed when purchased, and are not considered material. Accordingly, these items are not included in the reported inventory.

8. CAPITAL ASSETS

Capital assets activity for the fiscal year ended June 30, 2010, is shown below:

Description	Beginning Balance	Additions	Reductions	Ending Balance
Nondepreciable Capital Assets:				
Land	\$ 23,316,765	\$	\$	\$ 23,316,765
Construction in Progress	798,526	4,922,213	686,098	5,034,641
Total Nondepreciable Capital Assets	\$ 24,115,291	\$ 4,922,213	\$ 686,098	\$ 28,351,406
Depreciable Capital Assets:				
Buildings	\$ 276,838,342	\$ 4,477,610	\$	\$ 281,315,952
Other Structures and Improvements	10,702,473	76,541		10,779,014
Furniture, Machinery, and Equipment	23,788,397	856,457	451,236	24,193,618
Total Depreciable Capital Assets	311,329,212	5,410,608	451,236	316,288,584
Less, Accumulated Depreciation:				
Buildings	49,658,622	6,998,701		56,657,323
Other Structures and Improvements	10,352,891	182,444		10,535,335
Furniture, Machinery, and Equipment	20,764,435	1,715,244	445,703	22,033,976
Total Accumulated Depreciation	80,775,948	8,896,389	445,703	89,226,634
Total Depreciable Capital Assets, Net	\$ 230,553,264	\$ (3,485,781)	\$ 5,533	\$ 227,061,950

**ST. PETERSBURG COLLEGE
A COMPONENT UNIT OF THE STATE OF FLORIDA
NOTES TO FINANCIAL STATEMENTS (CONTINUED)
JUNE 30, 2010**

9. DEFERRED REVENUE

Deferred revenue includes grants and contracts revenue and student tuition and fees received prior to fiscal year-end related to subsequent accounting periods. As of June 30, 2010, the College reported the following amounts as deferred revenue:

<u>Description</u>	<u>Amount</u>
Grants and Contracts	\$ 1,344,716
Student Tuition and Fees	<u>244,179</u>
Total Deferred Revenue	<u>\$ 1,588,895</u>

10. LONG-TERM LIABILITIES

Long-term liabilities of the College at June 30, 2010, include bonds payable, compensated absences payable, other postemployment benefits payable, and estimated arbitrage rebate payable. Long-term liabilities activity for the fiscal year ended June 30, 2010, is shown below:

<u>Description</u>	<u>Beginning Balance</u>	<u>Additions</u>	<u>Reductions</u>	<u>Ending Balance</u>	<u>Current Portion</u>
Bonds Payable	\$ 22,330,000	\$ 11,800,000	\$ 3,585,000	\$ 30,545,000	\$ 1,390,000
Compensated Absences Payable	8,811,470	1,529,175	1,293,605	9,047,040	904,704
Other Postemployment Benefits Payable	476,050	972,000	350,000	1,098,050	
Estimated Arbitrage Rebate Payable	<u>235,611</u>	<u>483</u>		<u>236,094</u>	
Total Long-Term Liabilities	<u>\$ 31,853,131</u>	<u>\$ 14,301,658</u>	<u>\$ 5,228,605</u>	<u>\$ 40,926,184</u>	<u>\$ 2,294,704</u>

Bonds Payable. The various bonds were issued to finance capital outlay projects of the College. The following is a description of the bonded debt issues:

- State Board of Education Capital Outlay Bonds. The State Board of Education issues capital outlay bonds on behalf of the College. These bonds mature serially and are secured by a pledge of the College's portion of the State-assessed motor vehicle license tax and by the State's full faith and credit. The State Board of Education and the State Board of Administration administer the principal and interest payments, investment of debt service resources, and compliance with reserve requirements.
- Capital Improvement Revenue Bonds, Series 2006A and 2010A. These bonds are authorized by Article VII, Section 11(d) of the Florida Constitution; Sections 215.57 through 215.83 and Section 1009.23, Florida Statutes; and other applicable provisions of law. Principal and interest on these bonds are secured by and payable solely from a first lien pledge of the capital improvement fees collected pursuant to Section 1009.23(11), Florida Statutes, by the 2006A participating colleges on a parity with any additional bonds issued subsequent to the issuance of the 2006A bonds. The 2006A bonds constitute the first series of bonds to be issued pursuant to a Master Authorizing Resolution. The Governing Board authorized the sale of 2010A Bonds by the Third Supplemental Resolution adopted on May 11, 2010, which also amended the Master Authorizing Resolution. Upon the issuance of additional bonds, all bonds will share a parity first lien on the pledged revenues of all colleges participating in any series of bonds then outstanding. The 2006A and 2010A bonds will

**ST. PETERSBURG COLLEGE
A COMPONENT UNIT OF THE STATE OF FLORIDA
NOTES TO FINANCIAL STATEMENTS (CONTINUED)
JUNE 30, 2010**

share the lien of such additional bonds on the 2006A and 2010A pledged revenues and on the revenues pledged by the colleges participating in such additional bonds. The series 2006A and 2010A bonds were issued for new construction and renovation and remodeling of educational facilities.

The College had the following bonds payable outstanding at June 30, 2010:

Bond Type	Amount Outstanding	Interest Rates (Percent)	Annual Maturity To
State Board of Education			
Capital Outlay Bonds:			
Series 2002B	\$ 540,000	4.00 - 5.375	2014
Series 2009A	2,185,000	3.0 - 5.0	2019
Florida Department of Education			
Capital Improvement Revenue Bonds:			
Series 2006A	18,420,000	3.50 - 5.00	2027
Series 2010A	<u>9,400,000</u>	3.00 - 4.375	2030
Total	<u>\$ 30,545,000</u>		

Annual requirements to amortize all bonded debt outstanding as of June 30, 2010, are as follows:

Fiscal Year Ending June 30	Principal	Interest	Total
2011	\$ 1,390,000	\$ 1,329,795	\$ 2,719,795
2012	1,455,000	1,263,675	2,718,675
2013	1,515,000	1,208,875	2,723,875
2014	1,580,000	1,149,900	2,729,900
2015	1,490,000	1,086,088	2,576,088
2016-2020	8,180,000	4,420,338	12,600,338
2021-2025	8,885,000	2,462,788	11,347,788
2026-2030	<u>6,050,000</u>	<u>559,906</u>	<u>6,609,906</u>
Total	<u>\$ 30,545,000</u>	<u>\$ 13,481,365</u>	<u>\$ 44,026,365</u>

Compensated Absences Payable. College employees may accrue annual and sick leave based on length of service, subject to certain limitations regarding the amount that will be paid upon termination. The College reports a liability for the accrued leave; however, State appropriations fund only the portion of accrued leave that is used or paid in the current fiscal year. Although the College expects the liability to be funded primarily from future appropriations, generally accepted accounting principles do not permit the recording of a receivable in anticipation of future appropriations. At June 30, 2010, the estimated liability for compensated absences, which includes the College’s share of the Florida Retirement System and FICA contributions, totaled \$9,047,040. Of this amount, \$904,704 is considered a current liability as this is expected to be paid in the coming fiscal year. The current portion of the compensated absences was determined by calculating ten percent of the compensated absences liability as of June 30, 2010.

ST. PETERSBURG COLLEGE
A COMPONENT UNIT OF THE STATE OF FLORIDA
NOTES TO FINANCIAL STATEMENTS (CONTINUED)
JUNE 30, 2010

Other Postemployment Benefits Payable. The College follows Governmental Accounting Standards Board (GASB) Statement No. 45, *Accounting and Financial Reporting by Employers for Postemployment Benefits Other Than Pensions*, for certain other postemployment benefits administered by the College.

Plan Description. The Other Postemployment Benefits Plan (Plan) is a single-employer defined-benefit plan administered by the College. Pursuant to the provisions of Section 112.0801, Florida Statutes, former employees who retire from the College are eligible to participate in the College's self-insured dental, health and hospitalization plan for medical and prescription drug coverages. The College subsidizes the premium rates paid by retirees by allowing them to participate in the Plan at reduced or blended group (implicitly subsidized) premium rates for both active and retired employees. These rates provide an implicit subsidy for retirees because, on an actuarial basis, their current and future claims are expected to result in higher costs to the Plan on average than those of active employees. The College does not offer any explicit subsidies for retiree coverage. Retirees are required to enroll in the Federal Medicare program for their primary coverage as soon as they are eligible. The College does not issue a stand-alone report and the Plan is not included in the annual report of a public employee retirement system or another entity.

Funding Policy. Benefit provisions are pursuant to provisions of Section 112.0801, Florida Statutes, and benefits may be amended by the Board of Trustees. Contribution requirements of the College and plan members are established and may be amended through actions from the Board of Trustees. The College has not advance-funded or established a funding methodology for the annual other postemployment benefit (OPEB) costs or the net OPEB obligation and the Plan is funded on a pay-as-you-go basis. For the 2009-10 fiscal year, 86 retirees received other postemployment benefits. The College provided required contributions of \$350,000 toward the annual OPEB cost, comprised of benefit payments made on behalf of retirees for claims expenses (net of reinsurance), administrative expenses, and reinsurance premiums. Retiree contributions totaled \$817,817.

Annual OPEB Cost and Net OPEB Obligation. The College's annual OPEB cost (expense) is calculated based on the annual required contribution (ARC), an amount actuarially determined in accordance with the parameters of GASB Statement No. 45. The ARC represents a level of funding that if paid on an ongoing basis, is projected to cover normal cost each year and amortize any unfunded actuarial liabilities over a period not to exceed 30 years. The following table shows the College's annual OPEB cost for the year, the amount actually contributed to the plan, and changes in the College's net OPEB obligation:

**ST. PETERSBURG COLLEGE
A COMPONENT UNIT OF THE STATE OF FLORIDA
NOTES TO FINANCIAL STATEMENTS (CONTINUED)
JUNE 30, 2010**

Description	Amount
Normal Cost (Service Cost for One Year)	\$ 559,000
Amortization of Unfunded Actuarial Accrued Liability	368,000
Interest on Normal Cost and Amortization	42,000
Annual Required Contribution	969,000
Interest on Net OPEB Obligation	21,000
Adjustment to Annual Required Contribution	(18,000)
Annual OPEB Cost (Expense)	972,000
Contribution Toward the OPEB Cost	(350,000)
Increase in Net OPEB Obligation	622,000
Net OPEB Obligation, Beginning of Year	476,050
Net OPEB Obligation, End of Year	\$ 1,098,050

The College’s annual OPEB cost, the percentage of annual OPEB cost contributed to the Plan, and the net OPEB obligation as of June 30, 2010, and for the transition and preceding years were as follows:

Fiscal Year	Annual OPEB Cost	Percentage of Annual OPEB Cost Contributed	Net OPEB Obligation
Beginning Balance, July 1, 2007	\$		\$
2007-08	470,000	48.30%	243,000
2008-09	474,050	50.80%	476,050
2009-10	972,000	36.01%	1,098,050

Funded Status and Funding Progress. As of July 1, 2009, the most recent valuation date, the actuarial accrued liability for benefits was \$9,624,000 and the actuarial value of assets was \$0, resulting in an unfunded actuarial accrued liability of \$9,624,000 and a funded ratio of 0 percent. The covered payroll (annual payroll of active participating employees) was \$65,729,628 for the 2009-10 fiscal year, and the ratio of the unfunded actuarial accrued liability to the covered payroll was 14.6 percent.

Actuarial valuations of an ongoing plan involve estimates of the value of reported amounts and assumptions about the probability of occurrence of events far into the future. Examples include assumptions about future employment and termination, mortality, and healthcare cost trends. Amounts determined regarding the funded status of the plan and the annual required contributions of the employer are subject to continual revision as actual results are compared with past expectations and new estimates are made about the future. The Schedule of Funding Progress, presented as required supplementary information following the notes to financial statements, presents multiyear trend information that shows whether the actuarial value of plan assets is increasing or decreasing over time relative to the actuarial accrued liabilities for benefits.

Actuarial Methods and Assumptions. Projections of benefits for financial reporting purposes are based on the substantive Plan provisions, as understood by the employer and participating members, and include the

ST. PETERSBURG COLLEGE
A COMPONENT UNIT OF THE STATE OF FLORIDA
NOTES TO FINANCIAL STATEMENTS (CONTINUED)
JUNE 30, 2010

types of benefits provided at the time of each valuation and the historical pattern of sharing of benefit costs between the employer and participating members. The actuarial methods and assumptions used include techniques that are designed to reduce the effects of short-term volatility in actuarial accrued liabilities and the actuarial value of assets, consistent with the long-term perspective of the calculations.

The College's OPEB actuarial valuation as of July 1, 2009, used the projected unit credit actuarial method to estimate the unfunded actuarial liability as of June 30, 2010, and the College's 2009-10 fiscal year ARC. This method was selected because it is the most common method used for government pension valuation, and this method spreads the costs evenly throughout the collective careers of those covered in the workforce. Because the OPEB liability is currently unfunded, the actuarial assumptions included a 4.5 percent rate of return on invested assets. The actuarial assumptions also included a payroll growth rate of 3.5 percent per year, and an annual healthcare cost trend rate of 11 percent for the 2009-10 fiscal year, reduced by 0.5 percent per year, to an ultimate rate of 5 percent after twelve years. The unfunded actuarial accrued liability is being amortized over 30 years using a level percentage of projected payroll on an open basis. The remaining amortization period at June 30, 2010, was 27 years.

Estimated Arbitrage Rebate Payable. This represents the amount of arbitrage rebate liability for the Capital Improvement Revenue Bonds, Series 2006A. These bonds and the related arbitrage rebate liability are administered by the State Board of Administration, Division of Bond Finance, on behalf of the College.

11. RETIREMENT PROGRAMS

Florida Retirement System. Essentially all regular employees of the College are eligible to enroll as members of the State-administered Florida Retirement System (FRS). Provisions relating to FRS are established by Chapters 121 and 122, Florida Statutes; Chapter 112, Part IV, Florida Statutes; Chapter 238, Florida Statutes; and Florida Retirement System Rules, Chapter 60S, Florida Administrative Code; wherein eligibility, contributions, and benefits are defined and described in detail. FRS is a single retirement system administered by the Department of Management Services, Division of Retirement, and consists of two cost-sharing, multiple-employer retirement plans and other nonintegrated programs. These include a defined-benefit pension plan (Plan), a Deferred Retirement Option Program (DROP), and a defined-contribution plan, referred to as the Public Employee Optional Retirement Program (PEORP).

Employees in the Plan vest at six years of service. All vested members are eligible for normal retirement benefits at age 62 or at any age after 30 years of service, which may include up to 4 years of credit for military service. The Plan also includes an early retirement provision; however, there is a benefit reduction for each year a member retires before his or her normal retirement date. The Plan provides retirement, disability and death benefits, and annual cost-of-living adjustments.

DROP, subject to provisions of Section 121.091, Florida Statutes, permits employees eligible for normal retirement under the Plan to defer receipt of monthly benefit payments while continuing employment with an FRS employer. An employee may participate in DROP for a period not to exceed 60 months after

**ST. PETERSBURG COLLEGE
A COMPONENT UNIT OF THE STATE OF FLORIDA
NOTES TO FINANCIAL STATEMENTS (CONTINUED)
JUNE 30, 2010**

electing to participate. During the period of DROP participation, deferred monthly benefits are held in the FRS Trust Fund and accrue interest.

The State of Florida establishes contribution rates for participating employers. Contribution rates during the 2009-10 fiscal year were as follows:

Class	Percent of Gross Salary	
	Employee	Employer (A)
Florida Retirement System, Regular	0.00	9.85
Florida Retirement System, Senior Management Service	0.00	13.12
Deferred Retirement Option Program - Applicable to Members from All of the Above Classes	0.00	10.91
Florida Retirement System, Reemployed Retiree	(B)	(B)

Notes: (A) Employer rates include 1.11 percent for the postemployment health insurance subsidy. Also, employer rates, other than for DROP participants, include 0.05 percent for administrative costs of the Public Employee Optional Retirement Program.

(B) Contribution rates are dependent upon retirement class in which reemployed.

The College’s liability for participation is limited to the payment of the required contribution at the rates and frequencies established by law on future payrolls of the College. The College’s contributions for the fiscal years ended June 30, 2008, June 30, 2009, and June 30, 2010, totaled \$4,466,633, \$4,409,702, and \$4,410,493, respectively, which were equal to the required contributions for each fiscal year.

As provided in Section 121.4501, Florida Statutes, eligible FRS members may elect to participate in the PEORP in lieu of the FRS defined-benefit plan. College employees already participating in the State College System Optional Retirement Program or the DROP are not eligible to participate in this program. Employer contributions are defined by law, but the ultimate benefit depends in part on the performance of investment funds. The PEORP is funded by employer contributions that are based on salary and membership class (Regular Class, Senior Management Service Class, etc.). Contributions are directed to individual member accounts, and the individual members allocate contributions and account balances among various approved investment choices. Employees in PEORP vest at one year of service. There were 277 College participants during the 2009-10 fiscal year. Required contributions made to PEORP totaled \$1,159,492.

Financial statements and other supplementary information of the FRS are included in the State’s Comprehensive Annual Financial Report, which is available from the Florida Department of Financial Services. An annual report on the FRS, which includes its financial statements, required supplementary information, actuarial report, and other relevant information, is available from the Florida Department of Management Services, Division of Retirement.

**ST. PETERSBURG COLLEGE
A COMPONENT UNIT OF THE STATE OF FLORIDA
NOTES TO FINANCIAL STATEMENTS (CONTINUED)
JUNE 30, 2010**

State College System Optional Retirement Program. Section 1012.875, Florida Statutes, provides for an Optional Retirement Program (Program) for eligible college instructors and administrators. The Program is designed to aid colleges in recruiting employees by offering more portability to employees not expected to remain in the FRS for six or more years.

The Program is a defined-contribution plan, which provides full and immediate vesting of all contributions submitted to the participating companies on behalf of the participant. Employees in eligible positions can make an irrevocable election to participate in the Program, rather than the FRS, and purchase retirement and death benefits through contracts provided by certain insurance carriers. The employing college contributes, on behalf of the participant, 10.43 percent of the participant's salary, less a small amount used to cover administrative costs. The remaining contribution is invested in the company or companies selected by the participant to create a fund for the purchase of annuities at retirement. The participant may contribute, by payroll deduction, an amount not to exceed the percentage contributed by the college to the participant's annuity account.

There were 197 College participants during the 2009-10 fiscal year. Required employer contributions made to the Program totaled \$1,450,159.

12. CONSTRUCTION COMMITMENTS

The College's major construction commitments at June 30, 2010, are as follows:

<u>Project Description</u>	<u>Total Committed</u>	<u>Completed to Date</u>	<u>Balance Committed</u>
Tarpon Springs Center:			
Olympia Building Remodeling	\$ 9,978,216	\$ 2,608,507	\$ 7,369,709
Veterinary Technology Center	<u>11,047,832</u>	<u>1,213,762</u>	<u>9,834,070</u>
Total	<u>\$ 21,026,048</u>	<u>\$ 3,822,269</u>	<u>\$ 17,203,779</u>

13. OPERATING LEASE COMMITMENTS

The College leased computer equipment and copiers under operating leases, which expire in 2015. These leased assets and the related commitments are not reported on the College's statement of net assets. Operating lease payments are recorded as expenses when paid or incurred. Outstanding commitments resulting from these lease agreements are contingent upon future appropriations. Future minimum lease commitments for noncancelable operating leases are as follows:

**ST. PETERSBURG COLLEGE
A COMPONENT UNIT OF THE STATE OF FLORIDA
NOTES TO FINANCIAL STATEMENTS (CONTINUED)
JUNE 30, 2010**

Fiscal Year Ending June 30	Amount
2011	\$ 1,473,223
2012	1,296,391
2013	716,736
2014	206,222
2015	44,840
Total Minimum Payments Required	\$ 3,737,412

14. RISK MANAGEMENT PROGRAMS

The College is exposed to various risks of loss related to torts; theft of, damage to, and destruction of assets; errors and omissions; injuries to employees; and natural disasters. The College provided coverage for these risks primarily through the Florida College System Risk Management Consortium (Consortium), which was created under authority of Section 1001.64(27), Florida Statutes, by the boards of trustees of the Florida public colleges for the purpose of joining a cooperative effort to develop, implement, and participate in a coordinated Statewide College risk management program. The Consortium is self-sustaining through member assessments (premiums) and is reinsured through commercial companies for claims in excess of specified amounts. Reinsurance from commercial companies provided excess coverage of up to \$175 million through February 28, 2010, and \$150 million effective March 1, 2010. Insurance coverage obtained through the Consortium included fire and extended property, general and automobile liability, workers' compensation, and other liability coverage. Settled claims resulting from these risks have not exceeded coverage in any of the past three fiscal years.

Self-Insured Program. The Board has established an individual self-insured program to provide group health and dental insurance for its employees, retirees, former employees, and their dependents. The College's liability was limited by excess reinsurance to \$200,000 per insured person for the 2009-10 fiscal year. The plan is provided by an insurance company licensed by the Florida Department of Financial Services, Office of Insurance Regulation. The College contributes a portion of employee premiums as a fringe benefit. The remaining portion of the employee premium and dependent coverage is by payroll deduction and coverage for retirees, former employees, and their dependents is by prepaid premium.

The College reports a liability when it is probable that a loss has occurred and the amount of that loss can be reasonably estimated. The liability includes an amount for claims that have been incurred, but not reported. Because the actual claims liability depends on such complex factors as inflation, change in legal doctrines, and damage awards, the process used in computing claims liability does not necessarily result in an exact amount. The College reevaluates claims liability periodically and the claims liability totaled \$1,010,807 as of June 30, 2010.

The following schedule represents the changes in claims liability for the past two fiscal years for the College's self-insured program:

ST. PETERSBURG COLLEGE
A COMPONENT UNIT OF THE STATE OF FLORIDA
NOTES TO FINANCIAL STATEMENTS (CONTINUED)
JUNE 30, 2010

Fiscal Year	Beginning of Fiscal Year	Claims and Changes in Estimates	Claim Payments	End of Fiscal Year
2008-09	\$ 704,012	\$ 11,420,387	\$ 10,978,072	\$ 1,146,327
2009-10	1,146,327	12,326,540	12,462,060	1,010,807

15. LITIGATION

The College is involved in several pending and threatened legal actions. The range of potential loss from all such claims and actions, as estimated by the College’s legal counsel and management, should not materially affect the College’s financial position.

16. SCHEDULE OF STATE REVENUE SOURCES

Revenue from State sources for current operations is primarily from the College Program Fund administered by the Florida Department of Education under the provisions of Section 1011.81, Florida Statutes. In accordance with Section 1011.84, Florida Statutes, the Legislature determines each college’s apportionment considering the following components: base budget, which includes the State appropriation to the College Program Fund in the current year plus the related student tuition and fees assigned in the current General Appropriations Act; the cost-to-continue allocation, which consists of incremental changes to the base budget, including salaries, price levels, and other related costs; enrollment workload adjustments; operation costs of new facilities adjustments; and new and improved program enhancements, which are determined by the Legislature. Student fees in the base budget plus student fee revenues generated by increases in fee rates are deducted from the sum of these components to determine the net annual State apportionment to each college.

The State allocates gross receipts taxes, generally known as Public Education Capital Outlay money, to the College on an annual basis. The College is authorized to receive and expend these resources only upon applying for and receiving an encumbrance authorization from the Florida Department of Education.

The following is a summary of State revenue sources and amounts:

<u>Source</u>	<u>Amount</u>
College Program Fund	\$ 48,042,477
Education Enhancement Trust Fund (Lottery)	6,777,857
Gross Receipts Tax (Public Education Capital Outlay)	6,062,772
Baccalaureate Program	5,572,901
Bright Futures Scholarship Program	4,061,494
Florida Student Assistance Grants	3,227,447
Restricted Contracts and Grants	1,120,100
Motor Vehicle License Tax (Capital Outlay and Debt Service)	776,800
Other State Sources	16,714
Total	\$ 75,658,562

**ST. PETERSBURG COLLEGE
A COMPONENT UNIT OF THE STATE OF FLORIDA
NOTES TO FINANCIAL STATEMENTS (CONTINUED)
JUNE 30, 2010**

17. FUNCTIONAL DISTRIBUTION OF OPERATING EXPENSES

The functional classification of an operating expense (instruction, academic support, etc.) is assigned to a department based on the nature of the activity, which represents the material portion of the activity attributable to the department. For example, activities of an academic department for which the primary departmental function is instruction may include some activities other than direct instruction such as public service. However, when the primary mission of the department consists of instructional program elements, all expenses of the department are reported under the instruction classification. The operating expenses on the statement of revenues, expenses, and changes in net assets are presented by natural classifications. The following are those same expenses presented in functional classifications as recommended by NACUBO:

<u>Functional Classification</u>	<u>Amount</u>
Instruction	\$ 67,752,714
Public Services	953,027
Academic Support	23,341,936
Student Services	15,935,299
Institutional Support	15,858,348
Operation and Maintenance of Plant	18,927,085
Scholarships and Fellowships	32,296,451
Depreciation	8,896,389
Auxiliary Enterprises	<u>89,948</u>
Total Operating Expenses	<u>\$ 184,051,197</u>

18. COMPONENT UNITS

The College has three component units as discussed in note 1. These component units represent 100 percent of the transactions and account balances of the aggregate discretely presented component units' columns of the financial statements. The following financial information is from the most recently available audited financial statements for the component units:

ST. PETERSBURG COLLEGE
A COMPONENT UNIT OF THE STATE OF FLORIDA
NOTES TO FINANCIAL STATEMENTS (CONTINUED)
JUNE 30, 2010

	St. Petersburg College Foundation, Inc.	St. Petersburg College Alumni Association, Inc.	Leepa-Rattner Museum of Art, Inc.	Total
Condensed Statement of Net Assets				
Assets:				
Current Assets	\$17,116,389	\$ 114,852	\$ 408,914	\$17,640,155
Capital Assets, Net			878,027	878,027
Other Noncurrent Assets	26,910,197		17,500	26,927,697
Total Assets	<u>44,026,586</u>	<u>114,852</u>	<u>1,304,441</u>	<u>45,445,879</u>
Liabilities:				
Current Liabilities	4,515		31,723	36,238
Total Liabilities	<u>4,515</u>		<u>31,723</u>	<u>36,238</u>
Net Assets:				
Invested in Capital Assets, Net of Related Debt			878,027	878,027
Restricted	43,498,806		16,380	43,515,186
Unrestricted	523,265	114,852	378,311	1,016,428
Total Net Assets	<u>\$44,022,071</u>	<u>\$ 114,852</u>	<u>\$ 1,272,718</u>	<u>\$45,409,641</u>
Condensed Statement of Revenues, Expenses and Changes in Net Assets				
Operating Revenues	\$ 1,532,491	\$	\$ 825,227	\$ 2,357,718
Operating Expenses	(4,991,020)	(57,692)	(884,941)	(5,933,653)
Operating Loss	(3,458,529)	(57,692)	(59,714)	(3,575,935)
Net Nonoperating Revenues	8,173,650	63,650	109,814	8,347,114
Other Revenues, Expenses, Gains and Losses	605,198		37,915	643,113
Increase in Net Assets	5,320,319	5,958	88,015	5,414,292
Net Assets, Beginning of Year	38,701,752	108,894	1,184,703	39,995,349
Net Assets, End of Year	<u>\$44,022,071</u>	<u>\$ 114,852</u>	<u>\$ 1,272,718</u>	<u>\$45,409,641</u>

**ST. PETERSBURG COLLEGE
OTHER REQUIRED SUPPLEMENTARY INFORMATION
SCHEDULE OF FUNDING PROGRESS –
OTHER POSTEMPLOYMENT BENEFITS PLAN**


Actuarial Valuation Date	Actuarial Value of Assets (a)	Actuarial Accrued Liability (AAL) (1) (b)	Unfunded AAL (UAAL) (b-a)	Funded Ratio (a/b)	Covered Payroll (c)	UAAL as a Percentage of Covered Payroll [(b-a)/c]
7/1/2007	\$	\$ 4,521,000	\$ 4,521,000	0%	\$ 65,439,956	6.9%
7/1/2009	\$	\$ 9,624,000	\$ 9,624,000	0%	\$ 65,729,628	14.6%

Note: (1) The College's OPEB actuarial valuation used the projected unit credit actuarial method to estimate the unfunded actuarial liabilities.

**ST. PETERSBURG COLLEGE
OTHER REQUIRED SUPPLEMENTARY INFORMATION
NOTES TO REQUIRES SUPPLEMENTARY INFORMATION**

1. SCHEDULE OF FUNDING PROGRESS – OTHER POSTEMPLOYMENT BENEFITS PLAN

The July 1, 2009, unfunded actuarial accrued liability (UAAL) of \$9,624,000 was 112.9 percent higher than the July 1, 2007, UAAL of \$4,521,000. This increase was due to the expected growth of liabilities over time, demographic changes, updated participation and medical trend assumptions, updated claims costs as compared to contribution rates, and revised mortality assumption.



DAVID W. MARTIN, CPA
AUDITOR GENERAL

AUDITOR GENERAL STATE OF FLORIDA

G74 Claude Pepper Building
111 West Madison Street
Tallahassee, Florida 32399-1450



PHONE: 850-488-5534
FAX: 850-488-6975

The President of the Senate, the Speaker of the
House of Representatives, and the
Legislative Auditing Committee

INDEPENDENT AUDITOR'S REPORT ON INTERNAL CONTROL OVER FINANCIAL REPORTING AND ON COMPLIANCE AND OTHER MATTERS BASED ON AN AUDIT OF THE FINANCIAL STATEMENTS PERFORMED IN ACCORDANCE WITH *GOVERNMENT AUDITING STANDARDS*

We have audited the financial statements of St. Petersburg College a component unit of the State of Florida, and its aggregate discretely presented component units as of and for the fiscal year ended June 30, 2010, which collectively comprise the College's basic financial statements, and have issued our report thereon included under the heading **INDEPENDENT AUDITOR'S REPORT ON FINANCIAL STATEMENTS**. Our report on the financial statements was modified to include a reference to other auditors. We conducted our audit in accordance with auditing standards generally accepted in the United States of America and the standards applicable to financial audits contained in *Government Auditing Standards* issued by the Comptroller General of the United States. Other auditors audited the financial statements of the aggregate discretely presented component units as described in our report on the College's financial statements. This report does not include the results of the other auditors' testing of internal control over financial reporting or compliance and other matters that are reported on separately by those auditors. The financial statements of the St. Petersburg College Alumni Association, Inc., a discretely presented component unit, were not audited in accordance with *Government Auditing Standards*.

Internal Control Over Financial Reporting

In planning and performing our audit, we considered the College's internal control over financial reporting as a basis for designing our auditing procedures for the purpose of expressing our opinion on the financial statements, but not for the purpose of expressing an opinion on the effectiveness of the College's internal control over financial reporting. Accordingly, we do not express an opinion on the effectiveness of the College's internal control over financial reporting.

A *deficiency in internal control* exists when the design or operation of a control does not allow management or employees, in the normal course of performing their assigned functions, to prevent or detect and correct misstatements on a timely basis. A *material weakness* is a deficiency, or a combination of deficiencies, in internal control such that there is a reasonable possibility that a material misstatement of the College's financial statements will not be prevented, or detected and corrected on a timely basis.

Our consideration of internal control over financial reporting was for the limited purpose described in the first paragraph of this section and was not designed to identify all deficiencies in internal control over financial reporting that might be deficiencies, significant deficiencies, or material weaknesses. We did not identify any deficiencies in internal control over financial reporting that we consider to be material weaknesses, as defined above.

Compliance and Other Matters

As part of obtaining reasonable assurance about whether the College's financial statements are free of material misstatement, we performed tests of its compliance with certain provisions of laws, rules, regulations, contracts, and grant agreements, noncompliance with which could have a direct and material effect on the determination of financial statement amounts. However, providing an opinion on compliance with those provisions was not an objective of our audit, and accordingly, we do not express such an opinion. The results of our tests disclosed no instances of noncompliance or other matters that are required to be reported under *Government Auditing Standards*.

We noted certain operational matters that we reported to College management in our report No. 2011-008.

Pursuant to Section 11.45(4), Florida Statutes, this report is a public record and its distribution is not limited. Auditing standards generally accepted in the United States of America require us to indicate that this report is intended solely for the information and use of the Legislative Auditing Committee, members of the Florida Senate and the Florida House of Representatives, Federal and other granting agencies, and applicable management and is not intended to be and should not be used by anyone other than these specified parties.

Respectfully submitted,



David W. Martin, CPA
February 9, 2011